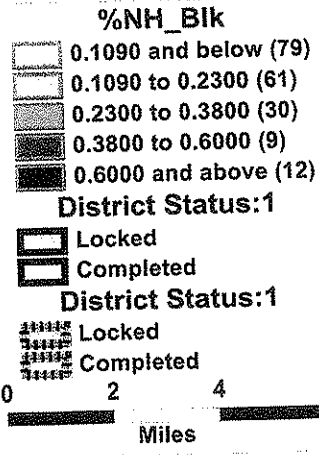
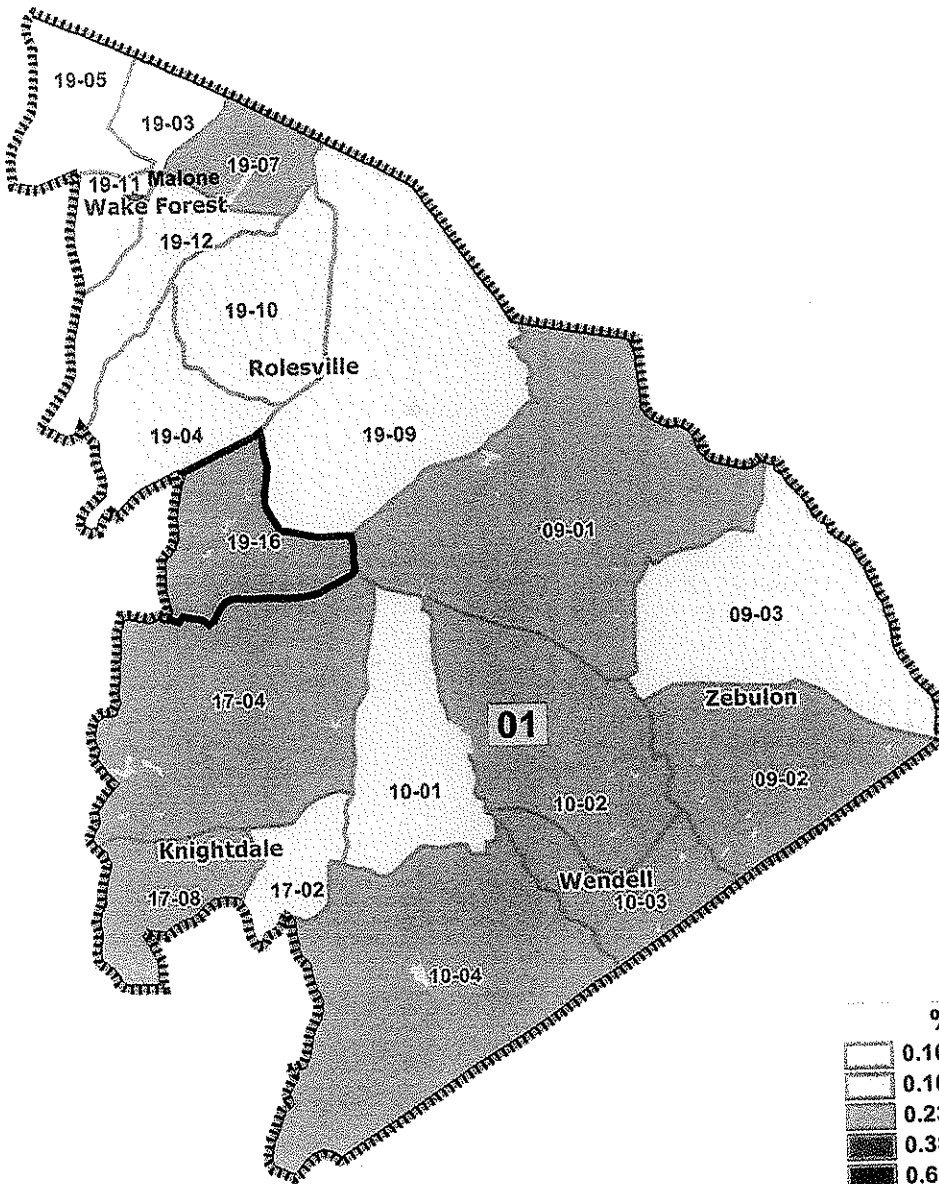

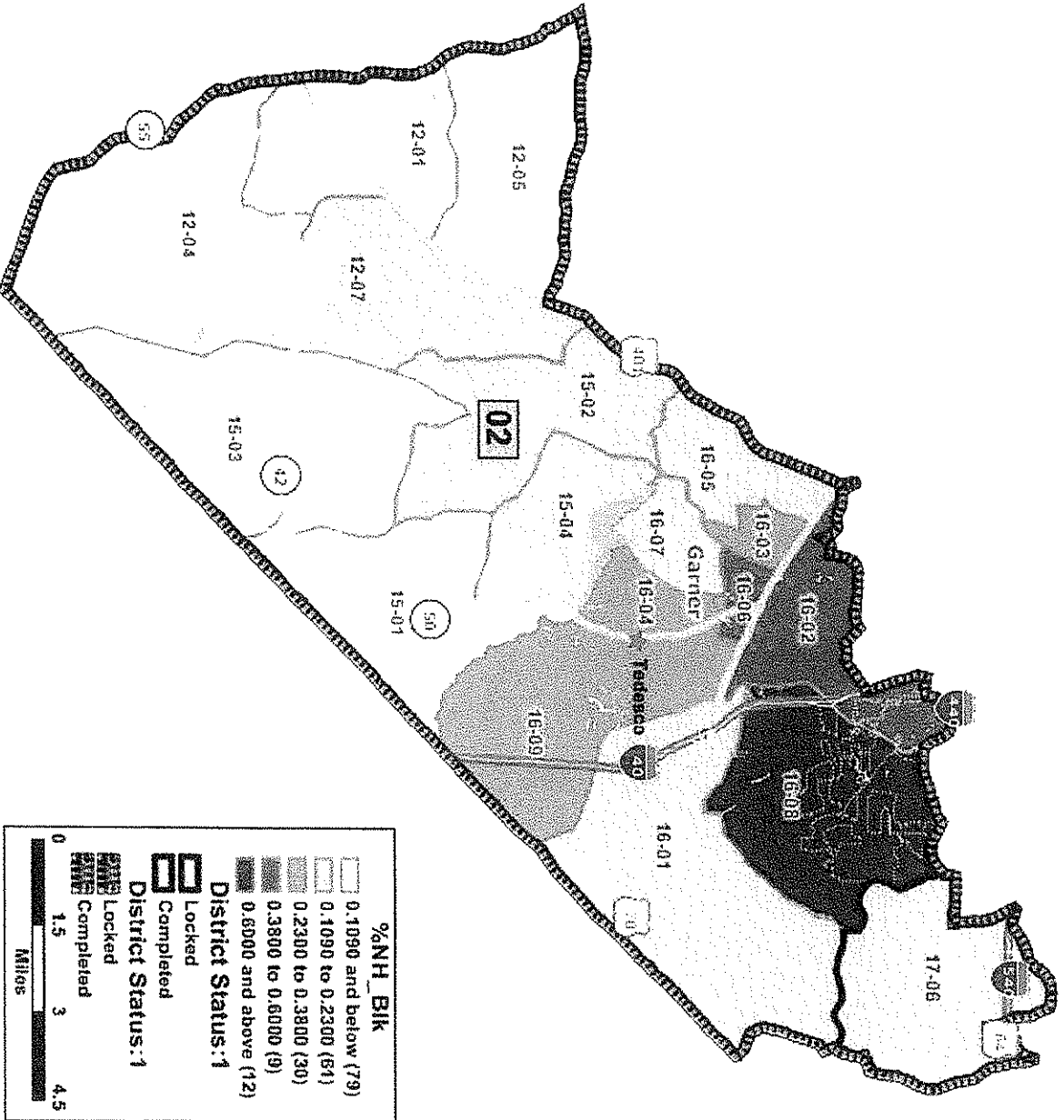


District: 01

Field	Value
District	01
Population	101898
Deviation	1,788
% Deviation	1.79%
Hispanic Origin	10753
% Hispanic Origin	10.55%
NH_Wht	63453
% NH_Wht	62.27%
NH_BlK	23436
% NH_BlK	23%
NH_Ind	350
% NH_Ind	0.34%
NH_Asn	1826
% NH_Asn	1.79%
18+_Pop	72133
% 18+_Pop	70.79%
H18+_Pop	6457
% H18+_Pop	8.95%
NH18+_Wht	47107
% NH18+_Wht	65.31%
NH18+_BlK	16129
% NH18+_BlK	22.36%
NH18+_Ind	259
% NH18+_Ind	0.36%
NH18+_Asn	1279
% NH18+_Asn	1.77%
18+_%Hispanic	9.5613
18+_%NH_Wht	0.01%
18+_%NH_BlK	124.0493
18+_%NH_Ind	0.17%
18+_%NH_Asn	16.4887
18+_%NH_Asn	0.02%
18+_%NH_Ind	0.4080
18+_%NH_Asn	0%
18+_%NH_Asn	4.2117
18+_%NH_Asn	0.01%
RegVoters	63673
% RegVoters	62.49%
BallotsCast	30827
% BallotsCast	48.41%

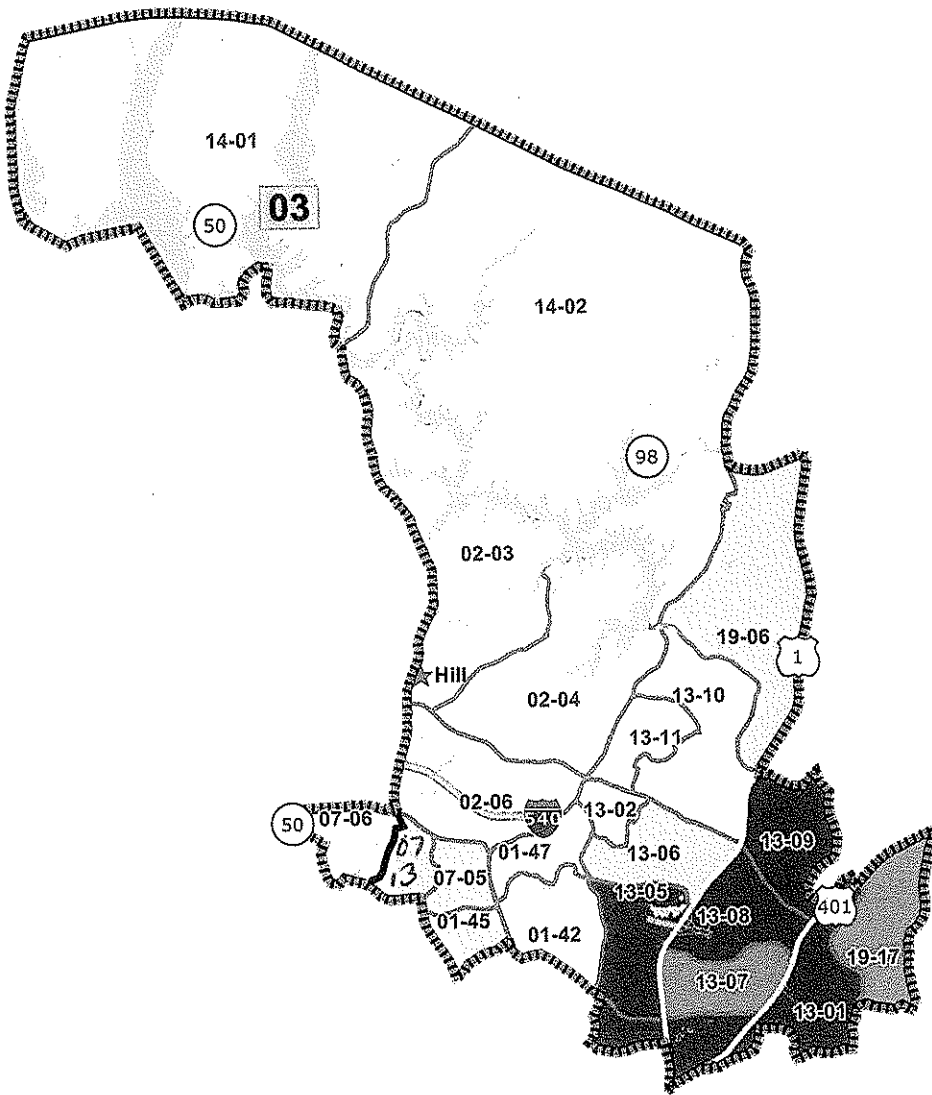


District: 02

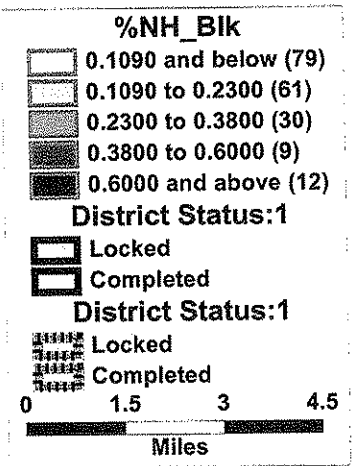


Field	Value
District	02
Population	98945
Deviation	-4.16%
% Deviation	-1.16%
Hispanic Origin	11973
% Hispanic Origin	12.1%
NH_WHI	59696
% NH_WHI	60.33%
NH_BIK	23863
% NH_BIK	24.12%
NH_Ind	373
% NH_Ind	0.38%
NH_Asn	1222
% NH_Asn	1.24%
18+ Pop	71092
% 18+ Pop	71.85%
H18+ Pop	7053
% H18+ Pop	9.94%
NH18+ WHI	45444
% NH18+ WHI	63.92%
NH18+ BIK	16823
% NH18+ BIK	23.38%
NH18+ Ind	283
% NH18+ Ind	0.4%
NH18+ Asn	882
% NH18+ Asn	1.24%
18+ %Hispanic	1.6857
% 18+ %Hispanic	0%
18+ %NH_WHI	11.9885
% 18+ %NH_WHI	0.02%
18+ %NH_BIK	3.9141
% 18+ %NH_BIK	0.01%
18+ %NH_Ind	0.0696
% 18+ %NH_Ind	0%
18+ %NH_Asn	0.2134
% 18+ %NH_Asn	0%
RegVoters	61932
% RegVoters	62.59%
BallotCast	31578
% BallotCast	50.99%

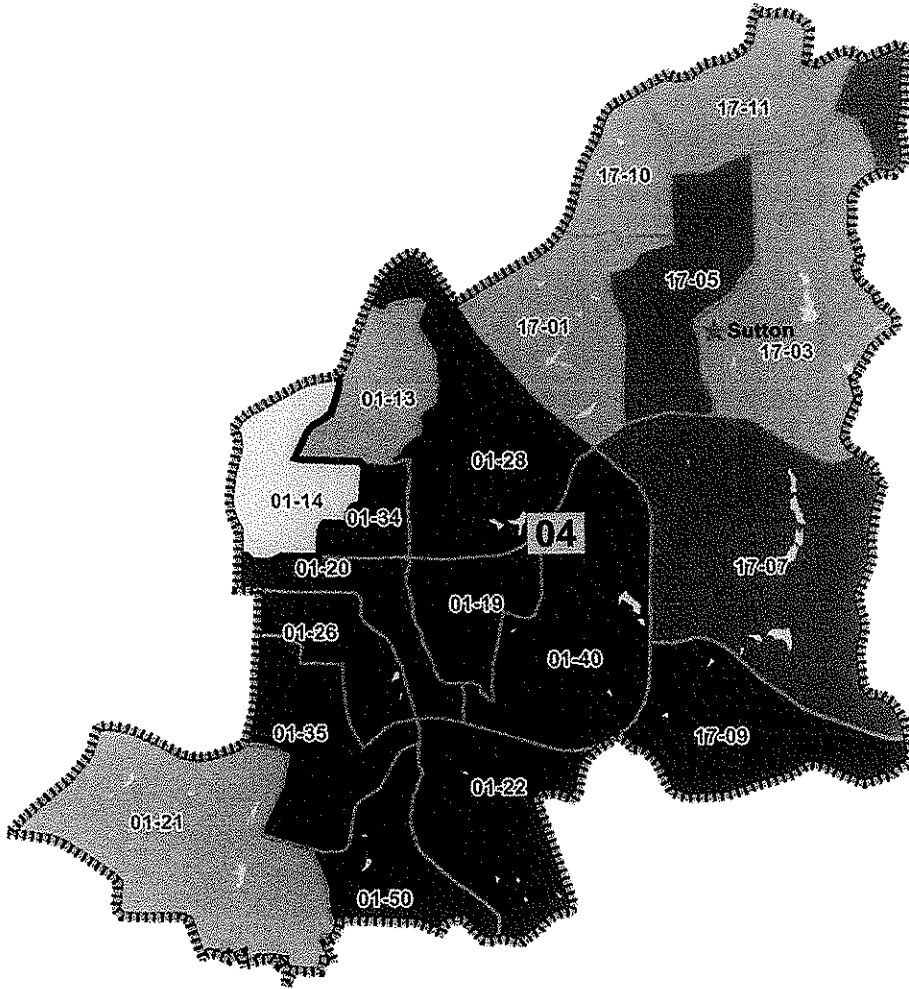
District: 03



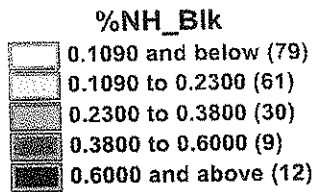
Field	Value
District	03
Population	98799
Deviation	-1,311
% Deviation	-1.31%
Hispanic Origin	9126
% Hispanic Origin	9.24%
NH_Wht	63841
% NH_Wht	64.62%
NH_BlK	19299
% NH_BlK	19.53%
NH_Ind	241
% NH_Ind	0.24%
NH_Asn	4171
% NH_Asn	4.22%
18+_Pop	70700
% 18+_Pop	71.56%
H18+_Pop	5723
% H18+_Pop	8.09%
NH18+_Wht	47548
% NH18+_Wht	67.25%
NH18+_BlK	13269
% NH18+_BlK	18.77%
NH18+_Ind	171
% NH18+_Ind	0.24%
NH18+_Asn	3037
% NH18+_Asn	4.3%
18+_%Hispanic	16.6462
% 18+_%Hispanic	0.02%
18+_%NH_Wht	104.2894
% 18+_%NH_Wht	0.15%
18+_%NH_BlK	45.1846
% 18+_%NH_BlK	0.06%
18+_%NH_Ind	0.5189
% 18+_%NH_Ind	0%
18+_%NH_Asn	10.8347
% 18+_%NH_Asn	0.02%
RegVoters	65388
% RegVoters	66.18%
BallotsCast	33177
% BallotsCast	50.74%



District: 04



Field	Value
District	04
Population	99529
Deviation	-581
% Deviation	-0.58%
Hispanic Origin	15905
% Hispanic Origin	15.98%
NH_Wht	25737
% NH_Wht	25.86%
NH_BlK	52960
% NH_BlK	53.21%
NH_Ind	287
% NH_Ind	0.29%
NH_Asn	2688
% NH_Asn	2.7%
18+_Pop	73010
% 18+_Pop	73.36%
H18+_Pop	9633
% H18+_Pop	13.19%
NH18+_Wht	21736
% NH18+_Wht	29.77%
NH18+_BlK	38387
% NH18+_BlK	52.58%
NH18+_Ind	231
% NH18+_Ind	0.32%
NH18+_Asn	2028
% NH18+_Asn	2.78%
18+_%Hispanic	15.9365
% 18+_%Hispanic	0.02%
18+_%NH_Wht	31.0515
% 18+_%NH_Wht	0.04%
18+_%NH_BlK	40.2991
% 18+_%NH_BlK	0.06%
18+_%NH_Ind	0.3067
% 18+_%NH_Ind	0%
18+_%NH_Asn	2.3876
% 18+_%NH_Asn	0%
RegVoters	60002
% RegVoters	60.29%
BallotsCast	26049
% BallotsCast	43.41%



District Status:1

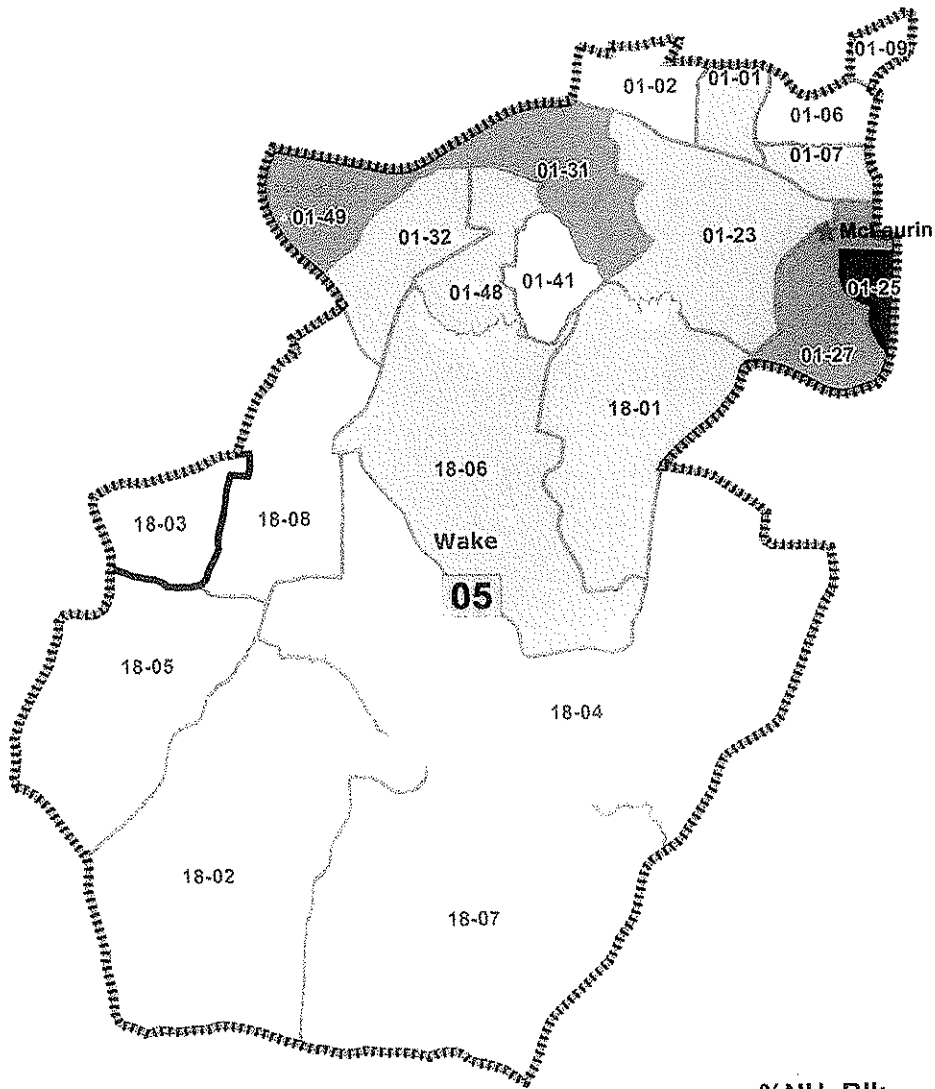
- Locked
- Completed

District Status:1

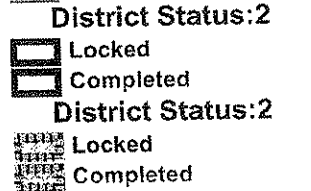
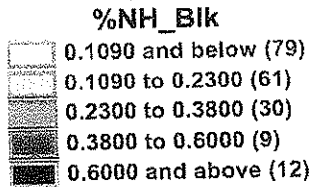
- Locked
- Completed




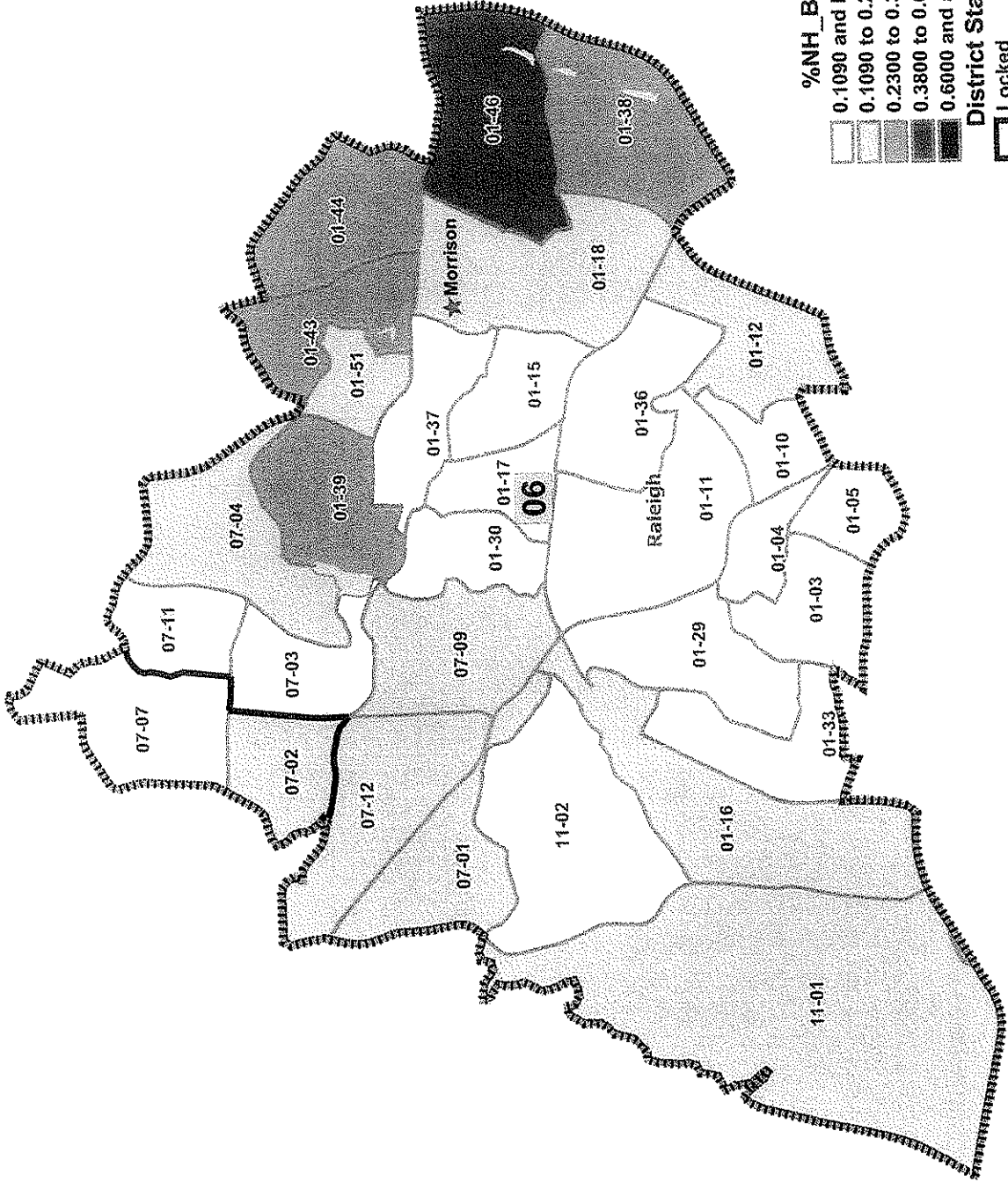
District: 05



Field	Value
District	05
Population	98657
Deviation	-1.453
% Deviation	-1.45%
Hispanic Origin	7088
% Hispanic Origin	7.18%
NH_Wht	68546
% NH_Wht	69.48%
NH_Blk	14558
% NH_Blk	14.76%
NH_Ind	287
% NH_Ind	0.29%
NH_Asn	6104
% NH_Asn	6.19%
18+_Pop	82484
% 18+_Pop	83.61%
H18+_Pop	4808
% H18+_Pop	5.83%
NH18+_Wht	59383
% NH18+_Wht	71.99%
NH18+_Blk	11385
% NH18+_Blk	13.8%
NH18+_Ind	236
% NH18+_Ind	0.29%
NH18+_Asn	5277
% NH18+_Asn	6.4%
18+_Hispanic	96146
% 18+_Hispanic	0.01%
18+_NH_Wht	457837
% 18+_NH_Wht	0.06%
18+_NH_Blk	175310
% 18+_NH_Blk	0.02%
18+_NH_Ind	02425
% 18+_NH_Ind	0%
18+_NH_Asn	63729
% 18+_NH_Asn	0.01%
RegVoters	62629
% RegVoters	63.48%
BallotsCast	25718
% BallotsCast	41.06%

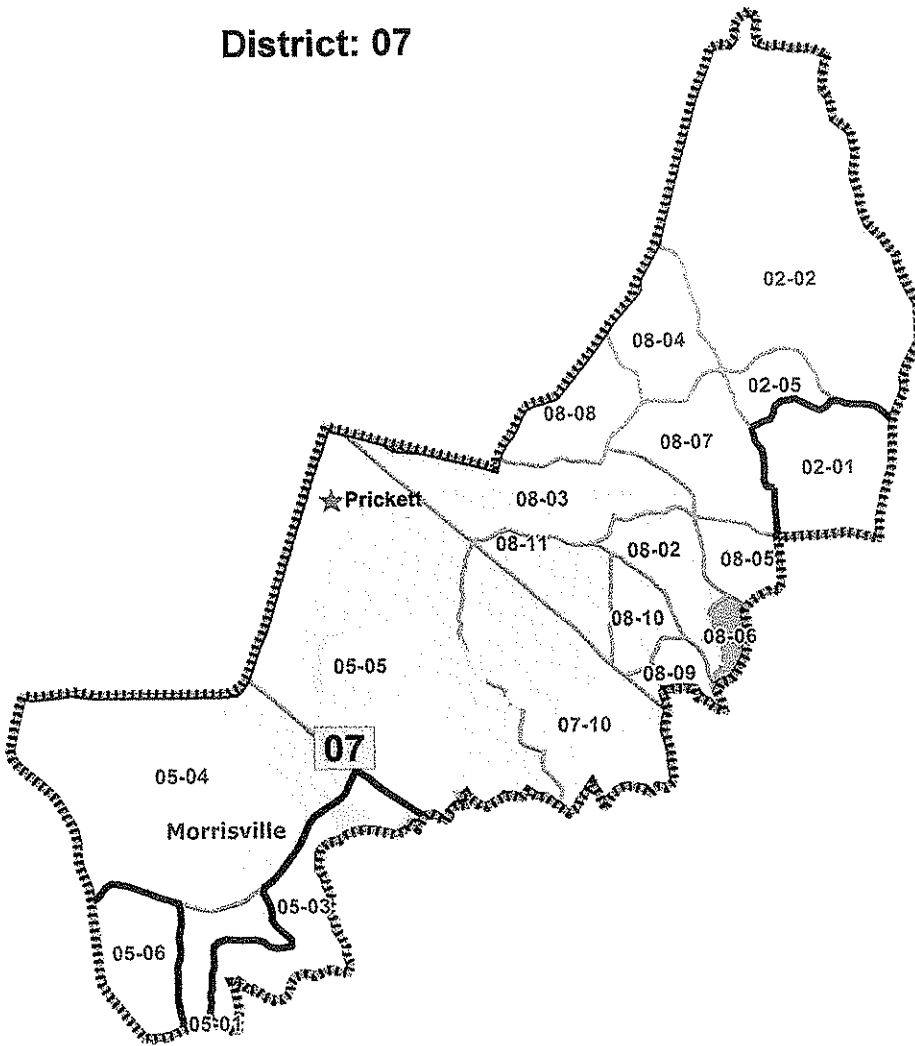


District: 06




Field	Value
District	06
Population	99856
Deviation	-254
% Deviation	-0.25%
Hispanic Origin	11517
% Hispanic Origin	11.53%
NH_Whit	66940
% NH_Whit	67.04%
NH_Blak	16661
% NH_Blak	16.69%
NH_Ind	185
% NH_Ind	0.19%
NH_Asn	2710
% NH_Asn	2.71%
18+_Pop	79177
% 18+_Pop	79.29%
H18+_Pop	7806
% H18+_Pop	9.86%
NH18+_Whit	55908
% NH18+_Whit	70.61%
NH18+_Blak	12136
% NH18+_Blak	15.33%
NH18+_Ind	155
% NH18+_Ind	0.2%
NH18+_Asn	2110
% NH18+_Asn	2.66%
18+_Hispanic	2.2009
% 18+_Hispanic	0%
18+_NH_Whit	24.0627
% 18+_NH_Whit	0.03%
18+_NH_Blak	3.4984
% 18+_NH_Blak	0%
18+_NH_Ind	0.0489
% 18+_NH_Ind	0%
18+_NH_Asn	0.8307
% 18+_NH_Asn	0%
RegVoters	71622
% RegVoters	71.73%
BallotsCast	37149
% BallotsCast	51.87%

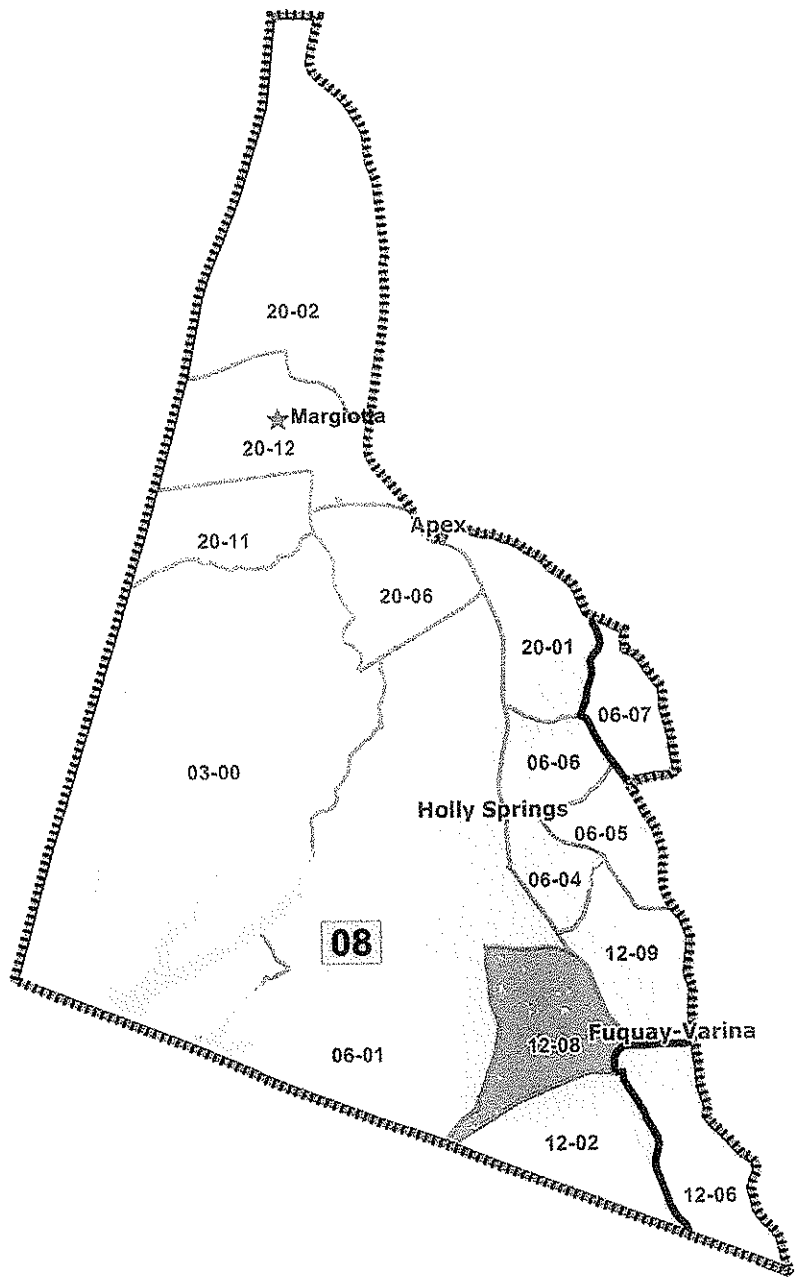
District: 07




Field	Value
District	07
Population	101839
Deviation	1,729
% Deviation	1.73%
Hispanic Origin	5221
% Hispanic Origin	5.13%
NH_Wht	69826
% NH_Wht	68.57%
NH_BlK	11602
% NH_BlK	11.39%
NH_Ind	260
% NH_Ind	0.26%
NH_Asn	12638
% NH_Asn	12.41%
18+_Pop	75667
% 18+_Pop	74.3%
H18+_Pop	3551
% H18+_Pop	4.69%
NH18+_Wht	53228
% NH18+_Wht	70.35%
NH18+_BlK	8735
% NH18+_BlK	11.54%
NH18+_Ind	188
% NH18+_Ind	0.25%
NH18+_Asn	8859
% NH18+_Asn	11.71%
18+_%Hispanic	0.9058
% 18+_%Hispanic	0%
18+_%NH_Wht	14.3746
% 18+_%NH_Wht	0.02%
18+_%NH_BlK	2.1507
% 18+_%NH_BlK	0%
18+_%NH_Ind	0.0523
% 18+_%NH_Ind	0%
18+_%NH_Asn	1.2726
% 18+_%NH_Asn	0%
RegVoters	68463
% RegVoters	67.23%
BallotsCast	32199
% BallotsCast	47.03%



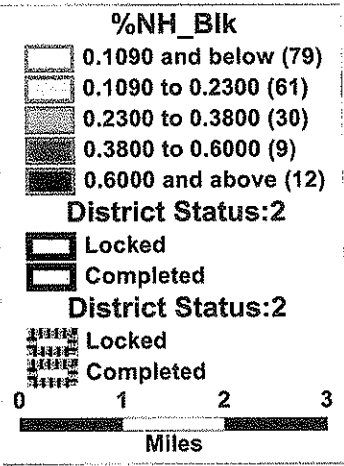
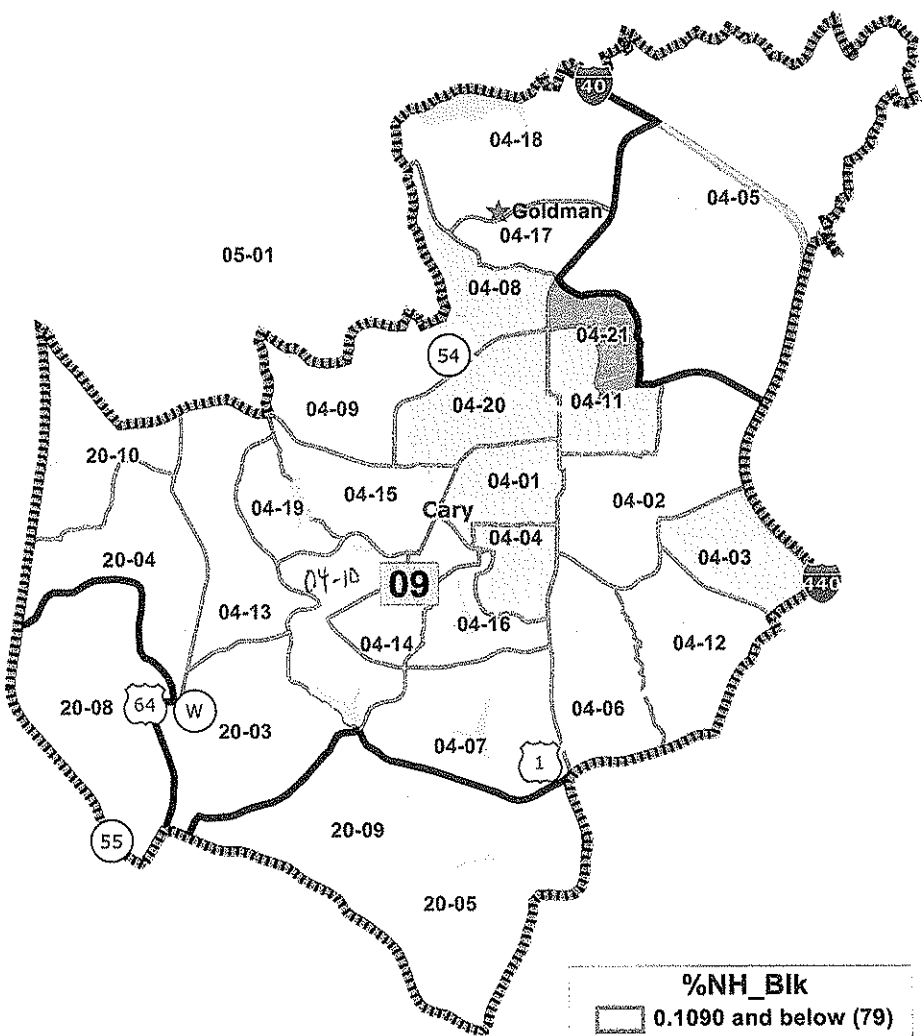
District: 08



Field	Value
District	08
Population	98327
Deviation	-1,783
% Deviation	-1.78%
Hispanic Origin	7276
% Hispanic Origin	7.4%
NH_Wht	68996
% NH_Wht	70.17%
NH_Blk	12286
% NH_Blk	12.5%
NH_Ind	325
% NH_Ind	0.33%
NH_Asn	7142
% NH_Asn	7.26%
18+_Pop	66575
% 18+_Pop	67.71%
H18+_Pop	4315
% H18+_Pop	6.48%
NH18+_Wht	47768
% NH18+_Wht	71.75%
NH18+_Blk	8573
% NH18+_Blk	12.88%
NH18+_Ind	231
% NH18+_Ind	0.35%
NH18+_Asn	4772
% NH18+_Asn	7.17%
18+_%Hispanic	0.9561
% 18+_%Hispanic	0%
18+_%NH_Wht	10.9905
% 18+_%NH_Wht	0.02%
18+_%NH_Blk	1.8678
% 18+_%NH_Blk	0%
18+_%NH_Ind	0.0541
% 18+_%NH_Ind	0%
18+_%NH_Asn	0.9217
% 18+_%NH_Asn	0%
RegVoters	59942
% RegVoters	60.96%
BallotsCast	27687
% BallotsCast	46.19%



District: 09



Field	Value
District	09
Population	103143
Deviation	3,033
% Deviation	3.03%
Hispanic Origin	9063
% Hispanic Origin	8.79%
NH_Wht	73501
% NH_Wht	71.26%
NH_Blak	8128
% NH_Blak	7.88%
NH_Ind	229
% NH_Ind	0.22%
NH_Asn	9786
% NH_Asn	9.49%
18+_Pop	75542
% 18+_Pop	73.24%
H18+_Pop	5806
% H18+_Pop	7.69%
NH18+_Wht	55886
% NH18+_Wht	73.98%
NH18+_Blak	5799
% NH18+_Blak	7.68%
NH18+_Ind	163
% NH18+_Ind	0.22%
NH18+_Asn	6783
% NH18+_Asn	8.98%
18+_%Hispanic	1,9924
% 18+_%Hispanic	0%
18+_%NH_Wht	20,0742
% 18+_%NH_Wht	0.03%
18+_%NH_Blak	2,0643
% 18+_%NH_Blak	0%
18+_%NH_Ind	0,0567
% 18+_%NH_Ind	0%
18+_%NH_Asn	2,4141
% 18+_%NH_Asn	0%
RegVoters	72586
% RegVoters	70.37%
BallotsCast	35562
% BallotsCast	48.99%