


2007

*Rankings of Effectiveness, Attendance,
and Roll Call Voting Participation for the
2007 North Carolina General Assembly*




A report by

The North Carolina Center for Public Policy Research

April 2008


Table of Contents:

Rankings of Effectiveness, Attendance, and Roll Call Voting Participation for the 2007 North Carolina General Assembly



Methodology and Response Rates for the 2007 Legislative Effectiveness Survey	4
Effectiveness Rankings for Members of the 2007 N.C. Senate	5
Alphabetical Listing	9
Effectiveness Rankings for Members of the 2007 N.C. House of Representatives	10
Alphabetical Listing	18
Key Terminology for Attendance and Roll Call Voting Participation Records of the 2007 N.C. General Assembly	20
Legislative Session Attendance Rankings for Members of the 2007 N.C. Senate	21
Alphabetical Listing	24
Legislative Session Attendance Rankings for Members of the 2007 N.C. House of Representatives	25
Alphabetical Listing	31
Roll Call Voting Participation Rankings for Members of the 2007 N.C. Senate	32
Alphabetical Listing	35
Roll Call Voting Participation Rankings for Members of the 2007 N.C. House of Representatives	36
Alphabetical Listing	42
About the North Carolina Center for Public Policy Research	43

Methodology and Response Rates for the 2007 Legislative Effectiveness Survey



The N.C. Center for Public Policy Research conducted its legislative survey during December, January and February of 2007-08. At that time, all 50 state Senators, 119* Representatives, 614 registered lobbyists (including the lead state agency legislative liaisons), and 12 state capital news correspondents were asked to rate the effectiveness of each member of the North Carolina General Assembly on a scale of one to 10. Senators were asked to rank only other Senators, and Representatives rated only their fellow Representatives.

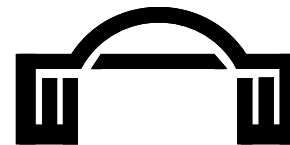
Seventy-eight of the 119* House members (66%) responded to the Center's survey, as did 37 of the 50 Senators (74%), 187 of the 614 lobbyists and lead legislative liaisons based in North Carolina (30%), and 6 of 12 capital news correspondents (50%). The overall response rate was 39%.

The survey's purpose was to identify the most effective legislators in the General Assembly. The Center asked respondents to base their ratings on legislators' participation in committee work, their skill at guiding bills through committee and floor debate, their general knowledge and expertise in special fields, the respect they command from peers, his or her ethics, the enthusiasm with which they execute various legislative responsibilities, the political power they hold (by virtue of office, longevity, or personal skills), their ability to sway the opinions of fellow legislators, and their aptitude for the overall legislative process. Respondents were asked to use these criteria, as well as their own personal knowledge of the General Assembly and personal perceptions of those who serve there, in replying to the Center's questionnaire.

The following pages list the effectiveness rankings for the 2007 North Carolina Senate and House of Representatives and include rankings from previous legislative sessions where applicable.

*Rep. Ken Furr did not take office until 8/15/07 and is not included in the rankings.


Effectiveness Rankings for Members of the 2007 N.C. Senate



Name of <u>Senator</u>	Effectiveness Ranking in:		Previous Effectiveness Rankings (where applicable)								
	<u>2007</u>	<u>2005</u>	<u>2003</u>	<u>2001</u>	<u>1999</u>	<u>1997</u>	<u>1995</u>	<u>1993</u>	<u>1991</u>	<u>1989</u>	<u>1987</u>
Basnight, Marc (D-Dare)	1	1	1	1	1	1	1	1	2	4	16
Rand, Anthony (Tony) E. (D-Cumberland)	2	2	2	2	2	3	2	NA	NA	NA	3
Hoyle, David W. (D-Gaston)	3	3	3	3	4	6	9	36	NA	NA	NA
Clodfelter, Daniel (Dan) G. (D-Mecklenburg)	4	4	4	11	19	NA	NA	NA	NA	NA	NA
Garrou, Linda (D-Forsyth)	5	6	7	25	35	NA	NA	NA	NA	NA	NA
Dalton, Walter H. (D-Rutherford)	6	5	6	9	12	30	NA	NA	NA	NA	NA
Hagan, Kay R. (D-Guilford)	7	7	9	20	32	NA	NA	NA	NA	NA	NA
Soles, R.C., Jr. (D-Columbus)	8	8	8	10	10	10	12	14	7	11	10
Hartsell, Fletcher L., Jr. (R-Cabarrus)	9	10	10	19	14	17	20	43	46	NA	NA
Purcell, William (Bill) R. (D-Scotland)	10	11	12	16	20	NA	NA	NA	NA	NA	NA
Swindell, Albin B. (A.B.), IV (D-Nash)	11	13	14	27	NA	NA	NA	NA	NA	NA	NA
Nesbitt, Martin L., Jr. (D-Buncombe)	12	14	16*	13*	6*	20*	NA	2*	4*	12*	5*
Kerr, John H., III (D-Wayne)	13	9	5	6	7	9	10	15	16*	24*	62*
Berger, Philip E. (R-Rockingham)	14	16	21	44	NA	NA	NA	NA	NA	NA	NA
Jenkins, S. Clark (D-Edgecombe)	15	18	40	NA	NA	NA	NA	NA	NA	NA	NA

*Indicates effectiveness ranking while in the N.C. House of Representatives.


Effectiveness Rankings for Members of the 2007 N.C. Senate



Name of <u>Senator</u>	Effectiveness Ranking in:		Previous Effectiveness Rankings (where applicable)								
	<u>2007</u>	<u>2005</u>	<u>2003</u>	<u>2001</u>	<u>1999</u>	<u>1997</u>	<u>1995</u>	<u>1993</u>	<u>1991</u>	<u>1989</u>	<u>1987</u>
Albertson, Charles W. (D-Duplin)	16	12	16	22	15	20	18	37	82 (tie)*	109*	NA
Stevens, Richard Y. (R-Wake)	17	22	25	NA	NA	NA	NA	NA	NA	NA	NA
Dannelly, Charlie S. (D-Mecklenburg)	18	21	23	34	37	36	41	NA	NA	NA	NA
Weinstein, David F. (D-Robeson)	19	17	19	24	26	32	NA	NA	NA	NA	NA
Malone, Vernon (D-Wake)	20	28	36	NA	NA	NA	NA	NA	NA	NA	NA
Apodaca, Thomas (Tom) M. (R-Henderson)	21	26	32	NA	NA	NA	NA	NA	NA	NA	NA
Snow, John J., Jr. (D-Cherokee)	22	32	NA	NA	NA	NA	NA	NA	NA	NA	NA
Boseman, Julia (D-New Hanover)	23	20	NA	NA	NA	NA	NA	NA	NA	NA	NA
Dorsett, Katie G. (D-Guilford)	24	29	37	NA	NA	NA	NA	NA	NA	NA	NA
Cowell, Janet (D-Wake)	25	25	NA	NA	NA	NA	NA	NA	NA	NA	NA
Bingham, Stan (R-Davidson)	26	23	31	46	NA	NA	NA	NA	NA	NA	NA
Kinnaird, Eleanor (Ellie) (D-Orange)	27	27	27	31	40	42	NA	NA	NA	NA	NA
Brunstetter, Peter S. (R-Forsyth)	28	NA	NA	NA	NA	NA	NA	NA	NA	NA	NA
Jones, Edward (Ed) W. Jones (D-Halifax)	29	99*	NA	NA	NA	NA	NA	NA	NA	NA	NA
Queen, Joe Sam (D-Haywood)	30	NA	35	NA	NA	NA	NA	NA	NA	NA	NA

*Indicates effectiveness ranking while in the N.C. House of Representatives.

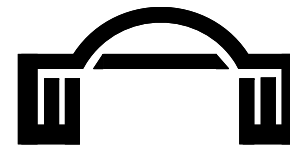
Effectiveness Rankings for Members of the 2007 N.C. Senate



Name of <u>Senator</u>	Effectiveness Ranking in:		Previous Effectiveness Rankings (where applicable)								
	<u>2007</u>	<u>2005</u>	<u>2003</u>	<u>2001</u>	<u>1999</u>	<u>1997</u>	<u>1995</u>	<u>1993</u>	<u>1991</u>	<u>1989</u>	<u>1987</u>
Berger, Doug (D-Franklin)	31	33	NA	NA	NA	NA	NA	NA	NA	NA	NA
Tillman, Jerry W. (R-Randolph)	32	34	43	NA	NA	NA	NA	NA	NA	NA	NA
Shaw, Larry (D-Cumberland)	33	35	34	43	33	41	108*	NA	NA	NA	NA
Atwater, Robert (Bob) C. (D-Chatham)	34	42	NA	NA	NA	NA	NA	NA	NA	NA	NA
Preston, Jean R. (R-Carteret)	35	43*	39*	68*	56*	29*	30*	99*	NA	NA	NA
Brown, Harry (R-Onslow)	36	36	NA	NA	NA	NA	NA	NA	NA	NA	NA
Forrester, James (Jim) S. (R-Gaston)	37	24	24	30	25	26	28	40	47	NA	NA
Smith, Fred (R-Johnston)	38	31	30	NA	NA	NA	NA	NA	NA	NA	NA
Goss, Steve (D-Watauga)	39	NA	NA	NA	NA	NA	NA	NA	NA	NA	NA
Foriest, Anthony (Tony) E. (D-Alamance)	40	NA	NA	NA	NA	NA	NA	NA	NA	NA	NA
Hunt, Neal (R-Wake)	41	40	NA	NA	NA	NA	NA	NA	NA	NA	NA
Goodall, W. Edward (Eddie), Jr. (R-Union)	42	41	NA	NA	NA	NA	NA	NA	NA	NA	NA
Graham, Malcolm (D-Mecklenburg)	43	39	NA	NA	NA	NA	NA	NA	NA	NA	NA
East, Don W. (R-Surry)	44	44	NA	NA	48	45	46	NA	NA	NA	NA
Allran, Austin M. (R-Catawba)	45	38	41	47	43 (tie)	40	33	47	43	47	48


*Indicates effectiveness ranking while in the N.C. House of Representatives.

Effectiveness Rankings for Members of the 2007 N.C. Senate



Name of <u>Senator</u>	Effectiveness Ranking in:		Previous Effectiveness Rankings (where applicable)								
	<u>2007</u>	<u>2005</u>	<u>2003</u>	<u>2001</u>	<u>1999</u>	<u>1997</u>	<u>1995</u>	<u>1993</u>	<u>1991</u>	<u>1989</u>	<u>1987</u>
McKissick, Floyd, Jr. (D-Durham)	46	NA	NA	NA	NA	NA	NA	NA	NA	NA	NA
Blake, Harris D. (R-Moore)	47	43	47	NA	NA	NA	NA	NA	NA	NA	NA
Jacumin, Jim (R-Burke)	48	48	NA	NA	NA	NA	NA	NA	NA	NA	NA
Pittenger, Robert M. (R-Mecklenburg)	49	47	39	NA	NA	NA	NA	NA	NA	NA	NA
Brock, Andrew C. (R-Davie)	50	45	50	NA	NA	NA	NA	NA	NA	NA	NA

2007 N.C. Senate Effectiveness Rankings, Alphabetical Order by Senator



The number is the Senator's ranking out of the 50 Senators who were ranked.

<u>Senator</u>	2007 Effectiveness Ranking
Albertson, Charles W.	16
Allran, Austin M.	45
Apodaca, Thomas (Tom) M.	21
Atwater, Robert (Bob) C.	34
Basnight, Marc	1
Berger, Doug	31
Berger, Philip E.	14
Bingham, Stan	26
Blake, Harris D.	47
Boseman, Julia	23
Brock, Andrew C.	50
Brown, Harry	36
Brunstetter, Peter S.	28
Clodfelter, Daniel (Dan) G.	4
Cowell, Janet	25
Dalton, Walter H.	6
Dannelly, Charlie S.	18
Dorsett, Katie G.	24
East, Don W.	44
Foriest, Anthony (Tony) E.	40
Forrester, James (Jim) S.	37
Garrou, Linda	5
Goodall, W. Edward (Eddie), Jr.	42
Goss, Steve	39
Graham, Malcolm	43

<u>Senator</u>	2007 Effectiveness Ranking
Hagan, Kay R.	7
Hartsell, Fletcher L., Jr.	9
Hoyle, David W.	3
Hunt, Neal	41
Jacumin, Jim	48
Jenkins, S. Clark	15
Jones, Edward (Ed) W. Jones	29
Kerr, John H., III	13
Kinnaird, Eleanor (Ellie)	27
Malone, Vernon	20
McKissick, Floyd, Jr.	46
Nesbitt, Martin L., Jr.	12
Pittenger, Robert M.	49
Preston, Jean R.	35
Purcell, William (Bill) R.	10
Queen, Joe Sam	30
Rand, Anthony (Tony) E.	2
Shaw, Larry	33
Smith, Fred	38
Snow, John J., Jr.	22
Soles, R.C., Jr.	8
Stevens, Richard Y.	17
Swindell, Albin B. (A.B.), IV	11
Tillman, Jerry W.	32
Weinstein, David F.	19

Effectiveness Rankings for Members of the 2007 N.C. House of Representatives



Name of Representative	Effectiveness Ranking in:		Previous Effectiveness Rankings (where applicable)								
	2007	2005	2003	2001	1999	1997	1995	1993	1991	1989	1987
Hackney, Joe (D-Orange)	1	3	4	5	4	8	16	4	5	9	7
Owens, William (Bill) C., Jr. (D-Pasquotank)	2	4	8	12	12	48	71	NA	NA	NA	NA
Holliman, L. Hugh (D-Davidson)	3	16	48	81	NA	NA	NA	NA	NA	NA	NA
Glazier, Rick (D-Cumberland)	4	19	44	NA	NA	NA	NA	NA	NA	NA	NA
Crawford, James (Jim) W., Jr. (D-Granville)	5	5	6	30	26	50	43	NA	24	22	36
Michaux, Henry M. (Mickey), Jr. (D-Durham)	6	21	26	17	19	38	40	7	9	15	15
Ross, Deborah K. (D-Wake)	7	11	41	NA	NA	NA	NA	NA	NA	NA	NA
Blue, Daniel T., Jr. (D-Wake)	8	NA	NA	10	14	12	26	1	1	6	6
Gibson, Pryor A., III (D-Anson)	9	8	17	16	37	NA	NA	NA	NA	95 (tie)	NA
Stam, Paul (Skip) (R-Wake)	10	42	47	NA	NA	NA	NA	NA	NA	42	NA
Wainwright, William L. (D-Craven)	11	17	19	27	59	92	98	61	103 (tie)	NA	NA
Yongue, Douglas (Doug) Y. (D-Scotland)	12	10	18	26	29	83	102	NA	NA	NA	NA
Luebke, Paul (D-Durham)	13	20	20	20	40	77	80	36	58	NA	NA
Tolson, Joe P. (D-Edgecombe)	14	25	31	36	35	93	NA	NA	NA	NA	NA
Cole, E. Nelson (D-Rockingham)	15	15	23	28	42	64	NA	77	NA	NA	NA

Effectiveness Rankings for Members of the 2007 N.C. House of Representatives



Name of <u>Representative</u>	Effectiveness Ranking in:		Previous Effectiveness Rankings (where applicable)								
	<u>2007</u>	<u>2005</u>	<u>2003</u>	<u>2001</u>	<u>1999</u>	<u>1997</u>	<u>1995</u>	<u>1993</u>	<u>1991</u>	<u>1989</u>	<u>1987</u>
Brubaker, Harold J. (R-Randolph)	16	14	5	41	33	3	1	31	37	35	50
Carney, Becky (D-Mecklenburg)	17	29	64	NA	NA	NA	NA	NA	NA	NA	NA
Allen, Lucy T. (D-Franklin)	18	30	55	NA	NA	NA	NA	NA	NA	NA	NA
Weiss, Jennifer (D-Wake)	19	24	32	40	NA	NA	NA	NA	NA	NA	NA
Saunders, Drew P. (D-Mecklenburg)	20	22	35	39	61	94	NA	NA	NA	NA	NA
Insko, Verla C. (D-Orange)	21	36	43	46	53	114	NA	NA	NA	NA	NA
Dickson, Margaret Highsmith (D-Cumberland)	22	35	58	NA	NA	NA	NA	NA	NA	NA	NA
Goforth, Daniel Bruce (D-Buncombe)	23	39	80	NA	NA	NA	NA	NA	NA	NA	NA
Alexander, Martha B. (D-Mecklenburg)	24	27	28	25	25	46	47	58	NA	NA	NA
McLawnhorn, Marian N. (D-Pitt)	25	32	46	67	81	NA	NA	NA	NA	NA	NA
Jeffus, Margaret (Maggie) M. (D-Guilford)	26	46	45	60	58	96	NA	62	106	NA	NA
England, Bob F. (D-Rutherford)	27	40	104	NA	NA	NA	NA	NA	NA	NA	NA
Haire, R. Phillip (Phil) (D-Jackson)	28	37	42	42	50	NA	NA	NA	NA	NA	NA
Howard, Julia Craven (R-Davie)	29	23	11	85	74	17	18	87	99	106	NA
Martin, Grier (D-Wake)	30	68	NA	NA	NA	NA	NA	NA	NA	NA	NA

Effectiveness Rankings for Members of the 2007 N.C. House of Representatives



Name of <u>Representative</u>	Effectiveness Ranking in:		Previous Effectiveness Rankings (where applicable)								
	<u>2007</u>	<u>2005</u>	<u>2003</u>	<u>2001</u>	<u>1999</u>	<u>1997</u>	<u>1995</u>	<u>1993</u>	<u>1991</u>	<u>1989</u>	<u>1987</u>
Goodwin, Melanie Wade (D-Richmond)	31	73	NA	NA	NA	NA	NA	NA	NA	NA	NA
Folwell, Dale R. (R-Forsyth)	32	63	NA	NA	NA	NA	NA	NA	NA	NA	NA
Sutton, Ronnie (Ron) N. (D-Robeson)	33	28	25	18	23	53	67	79	NA	NA	NA
Lucas, Marvin W. (D-Cumberland)	34	53	70	69	NA	NA	NA	NA	NA	NA	NA
Rapp, Raymond (Ray) C. (D-Madison)	35	54	79	NA	NA	NA	NA	NA	NA	NA	NA
Justice, Carolyn H. (R-Pender)	36	45	69	NA	NA	NA	NA	NA	NA	NA	NA
Kiser, Joe L. (R-Lincoln)	37	18	15	66	76	45	92	NA	NA	NA	NA
Harrison, Mary Price Taylor (D-Guilford)	38	72	NA	NA	NA	NA	NA	NA	NA	NA	NA
Harrell, James (Jim) A., III (D-Surry)	39	34	75	NA	NA	NA	NA	NA	NA	NA	NA
Coleman, Linda D. (D-Wake)	40	38	NA	NA	NA	NA	NA	NA	NA	NA	NA
Barnhart, Jeffrey (Jeff) L. (R-Cabarrus)	41	33	38	108	NA	NA	NA	NA	NA	NA	NA
McComas, Daniel (Danny) F. (R-New Hanover)	42	26	9	53	45	23	77	NA	NA	NA	NA
Wilkins, W.A. (Winkie) (D-Person)	43	60	NA	NA	NA	NA	NA	NA	NA	NA	NA
Adams, Alma S. (D-Guilford)	44	61	95	79	95	116	97	NA	NA	NA	NA
Coates, Lorene T. (D-Rowan)	45	48	51	83	NA	NA	NA	NA	NA	NA	NA

Effectiveness Rankings for Members of the 2007 N.C. House of Representatives



Name of Representative	Effectiveness Ranking in:		Previous Effectiveness Rankings (where applicable)								
	<u>2007</u>	<u>2005</u>	<u>2003</u>	<u>2001</u>	<u>1999</u>	<u>1997</u>	<u>1995</u>	<u>1993</u>	<u>1991</u>	<u>1989</u>	<u>1987</u>
Stiller, Bonner L. (R-Brunswick)	46	52	63	NA	NA	NA	NA	NA	NA	NA	NA
Hill, Dewey L. (D-Columbus)	47	31	22	44	60	59	79	93	NA	NA	NA
Clary, Debbie A. (R-Cleveland)	48	41	24	75	70	33	70	NA	NA	NA	NA
Underhill, Alice Graham (D-Craven)	49	55	NA	72	NA	NA	NA	NA	NA	NA	NA
Daughtridge, William (Bill) G. (R-Nash)	50	44	67	NA	NA	NA	NA	NA	NA	NA	NA
Bell, Larry M. (D-Sampson)	51	67	72	90	NA	NA	NA	NA	NA	NA	NA
Harrell, Ty (D-Wake)	52	NA	NA	NA	NA	NA	NA	NA	NA	NA	NA
Earle, Beverly M. (D-Mecklenburg)	53	12	29	37	48	102	115	NA	NA	NA	NA
Faison, Bill (D-Orange)	54	59	NA	NA	NA	NA	NA	NA	NA	NA	NA
Warren, Edith D. (D-Pitt)	55	64	57	76	93 (tie)	NA	NA	NA	NA	NA	NA
Moore, Timothy (Tim) K. (R-Cleveland)	56	65	84	NA	NA	NA	NA	NA	NA	NA	NA
Love, Jimmy L., Sr. (D-Lee)	57	NA	NA	NA	NA	NA	NA	NA	NA	NA	NA
Parmon, Earline W. (D-Forsyth)	58	69	87	NA	NA	NA	NA	NA	NA	NA	NA
Tucker, Russell E. (D-Duplin)	59	71	NA	70	103	NA	NA	NA	NA	NA	NA
Jones, Earl (D-Guilford)	60	86	111	NA	NA	NA	NA	NA	NA	NA	NA

Effectiveness Rankings for Members of the 2007 N.C. House of Representatives



Name of <u>Representative</u>	Effectiveness Ranking in:		Previous Effectiveness Rankings (where applicable)								
	<u>2007</u>	<u>2005</u>	<u>2003</u>	<u>2001</u>	<u>1999</u>	<u>1997</u>	<u>1995</u>	<u>1993</u>	<u>1991</u>	<u>1989</u>	<u>1987</u>
Ray, Karen B. (R-Iredell)	61	58	54	NA	NA	NA	NA	NA	NA	NA	NA
Johnson, Linda P. (R-Cabarrus)	62	62	61	105	NA	NA	NA	NA	NA	NA	NA
Hall, Larry D. (D-Durham)	63	NA	NA	NA	NA	NA	NA	NA	NA	NA	NA
Church, Walter G., Sr. (D-Burke)	64	51	65	82	72	87	93	101	NA	NA	NA
Lewis, David R. (R-Harnett)	65	81	78	NA	NA	NA	NA	NA	NA	NA	NA
Fisher, Susan C. (D-Buncombe)	66	80	NA	NA	NA	NA	NA	NA	NA	NA	NA
Daughtry, N. Leo (R-Johnston)	67	92	85	11	8	2	2	43	39*	46*	NA
Womble, Larry W. (D-Forsyth)	68	83	60	88	86	113	107	NA	NA	NA	NA
Pate, Louis M., Jr. (R-Wayne)	69	88	91	NA	NA	NA	91	NA	NA	NA	NA
Farmer-Butterfield, Jean (D-Wilson)	70	75	98	NA	NA	NA	NA	NA	NA	NA	NA
Bordsen, Alice L. (D-Alamance)	71	70	93	NA	NA	NA	NA	NA	NA	NA	NA
McGee, William (Bill) C., Jr. (R-Forsyth)	72	89	108	NA	NA	NA	NA	NA	NA	NA	NA
Justus, Carolyn K. (R-Henderson)	73	79	71	NA	NA	NA	NA	NA	NA	NA	NA
Williams, Arthur J. (D-Beaufort)	74	78	109	NA	NA	NA	NA	NA	NA	NA	NA
Cunningham, W. Pete## (D-Mecklenburg)	75	50	52	43	38	91	95	52	87	95 (tie)	91

*Indicates effectiveness ranking while in the N.C. Senate.

Effectiveness Rankings for Members of the 2007 N.C. House of Representatives



Name of Representative	Effectiveness Ranking in:		Previous Effectiveness Rankings (where applicable)								
	<u>2007</u>	<u>2005</u>	<u>2003</u>	<u>2001</u>	<u>1999</u>	<u>1997</u>	<u>1995</u>	<u>1993</u>	<u>1991</u>	<u>1989</u>	<u>1987</u>
Spear, Timothy L. (D-Washington)	76	NA	NA	NA	NA	NA	NA	NA	NA	NA	NA
Wray, Michael H. (D-Northampton)	77	91	NA	NA	NA	NA	NA	NA	NA	NA	NA
Gillespie, Mitch (R-McDowell)	78	56	59	95	108	NA	NA	NA	NA	NA	NA
Steen, Fred F., II (R-Rowan)	79	98	NA	NA	NA	NA	NA	NA	NA	NA	NA
Grady, W. Robert (R-Onslow)	80	49	21	78	57	26	11	54	89 (tie)	100	115
Dockham, Jerry C. (R-Davidson)	81	90	74	61	71	30	37	85	111 (tie)	NA	NA
Warren, Ray (D-Alexander)	82	NA	NA	NA	NA	NA	NA	NA	NA	NA	NA
Tarleton, Cullie M. (D-Watauga)	83	NA	NA	NA	NA	NA	NA	NA	NA	NA	NA
West, Thomas Roger (R-Cherokee)	84	84	88	107	NA	NA	NA	NA	NA	NA	NA
Cotham, Tricia# (D-Mecklenburg)	85	NA	NA	NA	NA	NA	NA	NA	NA	NA	NA
Wiley, Laura I. (R-Guilford)	86	96	NA	NA	NA	NA	NA	NA	NA	NA	NA
Walend, Trudi (R-Transylvania)	87	97	56	101	112	NA	NA	NA	NA	NA	NA
Pierce, Garland E. (D-Scotland)	88	100	NA	NA	NA	NA	NA	NA	NA	NA	NA
Setzer, Mitchell S. (R-Catawba)	89	85	82	110	107	NA	NA	NA	NA	NA	NA
Braxton, R. Van (D-Lenoir)	90	NA	NA	NA	NA	NA	NA	NA	NA	NA	NA

Effectiveness Rankings for Members of the 2007 N.C. House of Representatives



Name of Representative	Effectiveness Ranking in:		Previous Effectiveness Rankings (where applicable)								
	2007	2005	2003	2001	1999	1997	1995	1993	1991	1989	1987
Dollar, Nelson (R-Wake)	91	110	NA	NA	NA	NA	NA	NA	NA	NA	NA
Samuelson, Ruth (R-Mecklenburg)	92	NA	NA	NA	NA	NA	NA	NA	NA	NA	NA
Starnes, Edgar V. (R-Caldwell)	93	104	86	96	106	112	NA	NA	NA	NA	120
Bryant, Angela Rebecca (D-Nash)	94	NA	NA	NA	NA	NA	NA	NA	NA	NA	NA
Tillis, Thom (R-Mecklenburg)	95	NA	NA	NA	NA	NA	NA	NA	NA	NA	NA
Holmes, George M. (R-Yadkin)	96	94	81	38	24	4	4	49	51	39 (tie)	68
Thomas, Charles C. (R-Buncombe)	97	NA	NA	NA	NA	NA	NA	NA	NA	NA	NA
Brisson, William D. (D-Bladen)	98	NA	NA	NA	NA	NA	NA	NA	NA	NA	NA
McAllister, Mary E. (D-Cumberland)	99	87	76	86	109	107	112	78	102	NA	NA
Frye, Phillip D. (R-Mitchell)	100	101	110	NA	NA	NA	NA	NA	NA	NA	NA
Current, William (Bill) A., Sr. (R-Gaston)	101	77	NA	NA	NA	NA	NA	NA	NA	NA	NA
Hurley, Pat B. (R-Randolph)	102	NA	NA	NA	NA	NA	NA	NA	NA	NA	NA
Hilton, Mark K. (R-Catawba)	103	95	89	115	NA	NA	NA	NA	NA	NA	NA
Holloway, Bryan R. (R-Stokes)	104	111	NA	NA	NA	NA	NA	NA	NA	NA	NA
Mobley, Annie W. (D-Hertford)	105	NA	NA	NA	NA	NA	NA	NA	NA	NA	NA

Effectiveness Rankings for Members of the 2007 N.C. House of Representatives



Name of Representative	Effectiveness Ranking in:		Previous Effectiveness Rankings (where applicable)								
	2007	2005	2003	2001	1999	1997	1995	1993	1991	1989	1987
Walker, R. Tracy (R-Wilkes)	106	103	106	117	NA	NA	NA	NA	NA	NA	NA
Neumann, Wil (R-Gaston)	107	NA	NA	NA	NA	NA	NA	NA	NA	NA	NA
McElraft, Pat (R-Carteret)	108	NA	NA	NA	NA	NA	NA	NA	NA	NA	NA
Killian, Ric (R-Mecklenburg)	109	NA	NA	NA	NA	NA	NA	NA	NA	NA	NA
Brown, Larry R. (R-Forsyth)	110	112	NA	NA	NA	NA	NA	NA	NA	NA	NA
Blust, John Marshall (R-Guilford)	111	119	118	104	NA	47*	NA	NA	NA	NA	NA
Langdon, James H., Jr. (R-Johnston)	112	108	NA	NA	NA	NA	NA	NA	NA	NA	NA
Cleveland, George G. (R-Onslow)	113	118	NA	NA	NA	NA	NA	NA	NA	NA	NA
Allred, Cary D. (R-Alamance)	114	107	97	92	119	106	114	NA	NA	NA	NA
Blackwood, Jacob Curtis, Jr. (R-Union)	115	116	119	NA	NA	NA	NA	NA	NA	NA	NA
Avila, Marilyn (R-Wake)	116	NA	NA	NA	NA	NA	NA	NA	NA	NA	NA
Gulley, Jim (R-Mecklenburg)	117	114	92	84	100	110	NA	NA	NA	NA	NA
Boylan, Joe (R-Moore)	118	NA	NA	NA	NA	NA	NA	NA	NA	NA	NA
Wright, Thomas E.### (D-New Hanover)	119	13	12	8	10	58	83	66	NA	NA	NA

#Tricia Cotham was appointed on 3/22/2007. ##W. Pete Cunningham resigned on 12/31/2007. ###Thomas Wright was expelled from the House on 3/20/2008.

Note: Only 119 of the 120 members of the state House of Representatives are included in these rankings because Rep. Ken Furr was not appointed until 8/15/2007 and is not included in these rankings.

*Indicates effectiveness ranking while in the N.C. Senate.

2007 N.C. House of Representatives Effectiveness Rankings, Alphabetical Order by Representative



The number is the Representative's ranking out of the 119 Representatives who were ranked.

<u>Representative</u>	<u>2007 Effectiveness Ranking</u>	<u>Representative</u>	<u>2007 Effectiveness Ranking</u>	<u>Representative</u>	<u>2007 Effectiveness Ranking</u>	<u>Representative</u>	<u>2007 Effectiveness Ranking</u>
Adams, Alma S.	44	Dickson, Margaret Highsmith	22	Insko, Verla C.	21	Samuelson, Ruth	92
Alexander, Martha B.	24	Dockham, Jerry C.	81	Jeffus, Margaret (Maggie) M.	26	Saunders, Drew P.	20
Allen, Lucy T.	18	Dollar, Nelson	91	Johnson, Linda P.	62	Setzer, Mitchell S.	89
Allred, Cary D.	114	Earle, Beverly M.	53	Jones, Earl	60	Spear, Timothy L.	76
Avila, Marilyn	116	England, Bob F.	27	Justice, Carolyn H.	36	Stam, Paul (Skip)	10
Barnhart, Jeffrey (Jeff) L.	41	Faison, Bill	54	Justus, Carolyn K.	73	Starnes, Edgar V.	93
Bell, Larry M.	51	Farmer-Butterfield, Jean	70	Killian, Ric	109	Steen, Fred F., II	79
Blackwood, Jacob Curtis, Jr.	115	Fisher, Susan C.	66	Kiser, Joe L.	37	Stiller, Bonner L.	46
Blue, Daniel T., Jr.	8	Folwell, Dale R.	32	Langdon, James H., Jr.	112	Sutton, Ronnie (Ron) N.	33
Blust, John Marshall	111	Frye, Phillip D.	100	Lewis, David R.	65	Tarleton, Cullie M.	83
Bordsen, Alice L.	71	Gibson, Pryor A., III	9	Love, Jimmy L., Sr.	57	Thomas, Charles C.	97
Boylan, Joe	118	Gillespie, Mitch	78	Lucas, Marvin W.	34	Tillis, Thom	95
Braxton, R. Van	90	Glazier, Rick	4	Luebke, Paul	13	Tolson, Joe P.	14
Brisson, William D.	98	Goforth, Daniel Bruce	23	Martin, Grier	30	Tucker, Russell E.	59
Brown, Larry R.	110	Goodwin, Melanie Wade	31	McAllister, Mary E.	99	Underhill, Alice Graham	49
Brubaker, Harold J.	16	Grady, W. Robert	80	McComas, Daniel (Danny) F.	42	Wainwright, William L.	11
Bryant, Angela Rebecca	94	Gulley, Jim	117	McElraft, Pat	108	Walend, Trudi	87
Carney, Becky	17	Hackney, Joe	1	McGee, William (Bill) C., Jr.	72	Walker, R. Tracy	106
Church, Walter G., Sr.	64	Haire, R. Phillip (Phil)	28	McLawhorn, Marian N.	25	Warren, Edith D.	55
Clary, Debbie A.	48	Hall, Larry D.	63	Michaux, Henry M. (Mickey), Jr.	6	Warren, Ray	82
Cleveland, George G.	113	Harrell, James (Jim) A., III	39	Mobley, Annie W.	105	Weiss, Jennifer	19
Coates, Lorene T.	45	Harrell, Ty	52	Moore, Timothy (Tim) K.	56	West, Thomas Roger	84
Cole, E. Nelson	15	Harrison, Mary Price Taylor	38	Neumann, Wil	107	Wiley, Laura I.	86
Coleman, Linda D.	40	Hill, Dewey L.	47	Owens, William (Bill) C., Jr.	2	Wilkins, W.A. (Winkie)	43
Cotham, Tricia#	85	Hilton, Mark K.	103	Parmon, Earline W.	58	Williams, Arthur J.	74
Crawford, James (Jim) W., Jr.	5	Holliman, L. Hugh	3	Pate, Louis M., Jr.	69	Womble, Larry W.	68
Cunningham, W. Pete##	75	Holloway, Bryan R.	104	Pierce, Garland E.	88	Wray, Michael H.	77
Current, William (Bill) A., Sr.	101	Holmes, George M.	96	Rapp, Raymond (Ray) C.	35	Wright, Thomas E.###	119
Daughtridge, William (Bill) G.	50	Howard, Julia Craven	29	Ray, Karen B.	61	Yongue, Douglas (Doug) Y.	12
Daughtry, N. Leo	67	Hurley, Pat B.	102	Ross, Deborah K.	7		

#Tricia Cotham was appointed on 3/22/2007. ##W. Pete Cunningham resigned on 12/31/2007. ###Thomas Wright was expelled from the House on 3/20/2007.

Note: Ken Furr was appointed on 8/15/2007 and is not included in these rankings.

Key Terminology for Attendance and Roll Call Voting Participation Rankings for the 2007 N.C. General Assembly



Attendance

ATTENDANCE RULES FOR EACH CHAMBER

SENATE RULE 70. Absence without leave: No Senator or officer of the Senate shall depart the service of the Senate without leave or receive pay as a Senator or officer for the time absent without leave.

HOUSE RULE 54. Attendance of Members: No member or officer of the House shall be absent from the service of the House without leave, unless from sickness or disability.

TERMS USED IN ATTENDANCE TABLES

Party-County: This is the political party and the home county of the legislator. (“D” indicates Democrats, “R” indicates Republicans).

Legislative Days: This is the total number of days the legislative chamber met during 2007. The Senate met for 113 days, and the House met for 115 days between January 24, 2007 and September 11, 2007. The 2007 Regular Session met from January 24 through August 8 and then reconvened on September 10 for two days.

Days Fully Absent: This is the number of legislative days for which official records of the House and the Senate indicate that a member received an excused absence from the legislative session for the entire day.

Days Partially Absent: This is the number of legislative days that official records of the House and the Senate indicate that a member received an excused absence from the legislative session for a portion of the day.

Total Days with Absences: This is the number of days partially absent added to the number of days fully absent.

Legislative Days Present: This is the number of days that each legislator was present for the entire day. It is derived by subtracting the total number of days the legislator was recorded as being absent from the total number of legislative days.

Percent of Days Present: This is the percentage of total legislative days for which the legislator was present. It is obtained by dividing the number of days present by the total number of legislative days.

Attendance Rank: This is a ranking of legislators by the percentage of days present. A lower ranking indicates higher attendance while a higher ranking indicates lower attendance.

Voting Participation

VOTING PARTICIPATION RULES FOR EACH CHAMBER

SENATE RULE 29. Duty to vote; excuses. – (a): Every Senator who is within the Senate Chamber when the question is stated by the Presiding Officer shall vote thereon unless that Senator is excused by the Senate.

HOUSE RULE 24. Roll Call Vote. – (b): Every member who is in the Hall of the House when the question is put shall vote upon a call of the ayes and noes, unless excused pursuant to Rule 24.1A. [24.1A details excuses].

TERMS USED IN VOTING PARTICIPATION TABLES

Party-County: This is the political party and the home county of the legislator. (“D” indicates Democrats, “R” indicates Republicans).

Senate’s/House’s Total Votes: This is the total number of electronically recorded roll call votes for that chamber during the 2007 legislative sessions. The Senate recorded 1,241 roll call votes, and the House recorded 1,407 votes.

Absent or Excused from Voting: This is the total number of electronically recorded roll call votes for which the legislator was absent or excused from voting under the rules.

Maximum Votes Could Have Cast While Present: This is the number of votes a legislator could have cast once the number of absent or excused votes for each legislator is subtracted from the total votes taken that session.

Actual Votes Cast: This is the actual number of electronically recorded roll call votes cast by the legislator.

Percent of Voting Participation: This is the percentage of the maximum possible votes that the legislator actually voted. It is obtained by dividing the actual votes cast by the maximum votes the legislator could have cast while present.

Voting Participation Rank: This is a ranking of legislators by their percentage of voting participation. A lower ranking indicates a higher voting percentage while a higher ranking indicates a lower voting percentage.

Paired Voting Rule: The state Senate has a rule (Rule 27) that allows a member who has an excused absence to record a vote on a specific measure by having a Senator who is present and plans to vote the opposite way on the measure announce the pairing.

Legislative Session Attendance Rankings for Members of the 2007 N.C. Senate



<u>Senator</u>	<u>Party-County</u>	<u>Legislative Days</u>	<u>Days Fully Absent</u>	<u>Days Partially Absent</u>	<u>Total Days with Absences</u>	<u>Legislative Days Present</u>	<u>Percent of Days Present</u>	<u>Attendance Rank</u>
Foriest, Anthony (Tony) E.	(D-Alamance)	113	0	0	0	113	100.00%	1 (tie)
Hunt, Neal	(R-Wake)	113	0	0	0	113	100.00%	1 (tie)
McKissick, Floyd, Jr.	(D-Durham)	66	0	0	0	66	100.00%	1 (tie)
Stevens, Richard Y.	(R-Wake)	113	0	0	0	113	100.00%	1 (tie)
Swindell, Albin B. (A.B.), IV	(D-Nash)	113	0	0	0	113	100.00%	1 (tie)
Brock, Andrew C.	(R-Davie)	113	1	0	1	112	99.12%	6 (tie)
Brown, Harry	(R-Onslow)	113	1	0	1	112	99.12%	6 (tie)
Nesbitt, Martin L., Jr.	(D-Buncombe)	113	1	0	1	112	99.12%	6 (tie)
Rand, Anthony (Tony) E.	(D-Cumberland)	113	1	0	1	112	99.12%	6 (tie)
Goss, Steve	(D-Watauga)	113	2	0	2	111	98.23%	10 (tie)
Purcell, William (Bill) R.	(D-Scotland)	113	2	0	2	111	98.23%	10 (tie)
Queen, Joe Sam	(D-Haywood)	113	1	1	2	111	98.23%	10 (tie)
Snow, John J., Jr.	(D-Cherokee)	113	2	0	2	111	98.23%	10 (tie)
Atwater, Robert (Bob) C.	(D-Chatham)	113	3	0	3	110	97.35%	14 (tie)
Hartsell, Fletcher L., Jr.	(R-Cabarrus)	113	3	0	3	110	97.35%	14 (tie)
Albertson, Charles W.	(D-Duplin)	113	3	1	4	109	96.46%	16 (tie)
Berger, Doug	(D-Franklin)	113	3	1	4	109	96.46%	16 (tie)
Hagan, Kay R.	(D-Guilford)	113	4	0	4	109	96.46%	16 (tie)
Preston, Jean R.	(R-Carteret)	113	3	1	4	109	96.46%	16 (tie)

Legislative Session Attendance Rankings for Members of the 2007 N.C. Senate




<u>Senator</u>	<u>Party-County</u>	<u>Legislative Days</u>	<u>Days Fully Absent</u>	<u>Days Partially Absent</u>	<u>Total Days with Absences</u>	<u>Legislative Days Present</u>	<u>Percent of Days Present</u>	<u>Attendance Rank</u>
Brunstetter, Peter S.	(R-Forsyth)	113	5	0	5	108	95.58%	20 (tie)
Clodfelter, Daniel (Dan) G.	(D-Mecklenburg)	113	4	1	5	108	95.58%	20 (tie)
Jones, Edward (Ed) W. Jones	(D-Halifax)	113	5	0	5	108	95.58%	20 (tie)
Tillman, Jerry W.	(R-Randolph)	113	4	1	5	108	95.58%	20 (tie)
Allran, Austin M.	(R-Catawba)	113	6	0	6	107	94.69%	24 (tie)
Berger, Philip E.	(R-Rockingham)	113	5	1	6	107	94.69%	24 (tie)
Bingham, Stan	(R-Davidson)	113	6	0	6	107	94.69%	24 (tie)
Soles, R.C., Jr.	(D-Columbus)	113	5	1	6	107	94.69%	24 (tie)
Blake, Harris D.	(R-Moore)	113	6	1	7	106	93.81%	28 (tie)
Dannelly, Charlie S.	(D-Mecklenburg)	113	7	0	7	106	93.81%	28 (tie)
Goodall, W. Edward (Eddie), Jr.	(R-Union)	113	7	0	7	106	93.81%	28 (tie)
Kinnaird, Eleanor (Ellie)	(D-Orange)	113	7	0	7	106	93.81%	28 (tie)
Boseman, Julia	(D-New Hanover)	113	6	2	8	105	92.92%	32 (tie)
Dalton, Walter H.	(D-Rutherford)	113	5	3	8	105	92.92%	32 (tie)
East, Don W.	(R-Surry)	113	5	3	8	105	92.92%	32 (tie)
Forrester, James (Jim) S.	(R-Gaston)	113	8	0	8	105	92.92%	32 (tie)
Kerr, John H., III	(D-Wayne)	113	8	0	8	105	92.92%	32 (tie)
Shaw, Larry	(D-Cumberland)	113	6	2	8	105	92.92%	32 (tie)
Weinstein, David F.	(D-Robeson)	113	7	1	8	105	92.92%	32 (tie)

Legislative Session Attendance Rankings for Members of the 2007 N.C. Senate



<u>Senator</u>	<u>Party-County</u>	<u>Legislative Days</u>	<u>Days Fully Absent</u>	<u>Days Partially Absent</u>	<u>Total Days with Absences</u>	<u>Legislative Days Present</u>	<u>Percent of Days Present</u>	<u>Attendance Rank</u>
Garrou, Linda	(D-Forsyth)	113	7	2	9	104	92.04%	39
Jacumin, Jim	(R-Burke)	113	11	0	11	102	90.27%	40
Apodaca, Thomas (Tom) M.	(R-Henderson)	113	12	0	12	101	89.38%	41 (tie)
Basnight, Marc	(D-Dare)	113	11	1	12	101	89.38%	41 (tie)
Dorsett, Katie G.	(D-Guilford)	113	12	0	12	101	89.38%	41 (tie)
Malone, Vernon	(D-Wake)	113	11	2	13	100	88.50%	44 (tie)
Pittenger, Robert M.	(R-Mecklenburg)	113	11	2	13	100	88.50%	44 (tie)
Smith, Fred	(R-Johnston)	113	11	2	13	100	88.50%	44 (tie)
Hoyle, David W.	(D-Gaston)	113	14	0	14	99	87.61%	47
Cowell, Janet	(D-Wake)	113	14	2	16	97	85.84%	48
Jenkins, S. Clark	(D-Edgecombe)	113	17	5	22	91	80.53%	49
Graham, Malcolm	(D-Mecklenburg)	113	28	1	29	84	74.34%	50

2007 N.C. Senate Attendance Rankings, Alphabetical Order by Senator



The number is the Senator's ranking out of the 50 Senators who were ranked.

<u>Senator</u>	<u>2007 Attendance Ranking</u>
Albertson, Charles W.	16 (tie)
Allran, Austin M.	24 (tie)
Apodaca, Thomas (Tom) M.	41 (tie)
Atwater, Robert (Bob) C.	14 (tie)
Basnight, Marc	41 (tie)
Berger, Doug	16 (tie)
Berger, Philip E.	24 (tie)
Bingham, Stan	24 (tie)
Blake, Harris D.	28 (tie)
Boseman, Julia	32 (tie)
Brock, Andrew C.	6 (tie)
Brown, Harry	6 (tie)
Brunstetter, Peter S.	20 (tie)
Clodfelter, Daniel (Dan) G.	20 (tie)
Cowell, Janet	48
Dalton, Walter H.	32 (tie)
Dannelly, Charlie S.	28 (tie)
Dorsett, Katie G.	41 (tie)
East, Don W.	32 (tie)
Foriest, Anthony (Tony) E.	1 (tie)
Forrester, James (Jim) S.	32 (tie)
Garrou, Linda	39
Goodall, W. Edward (Eddie), Jr.	28 (tie)
Goss, Steve	10 (tie)
Graham, Malcolm	50

<u>Senator</u>	<u>2007 Attendance Ranking</u>
Hagan, Kay R.	16 (tie)
Hartsell, Fletcher L., Jr.	14 (tie)
Hoyle, David W.	47
Hunt, Neal	1 (tie)
Jacumin, Jim	40
Jenkins, S. Clark	49
Jones, Edward (Ed) W. Jones	20 (tie)
Kerr, John H., III	32 (tie)
Kinnaird, Eleanor (Ellie)	28 (tie)
Malone, Vernon	44 (tie)
McKissick, Floyd, Jr.	1 (tie)
Nesbitt, Martin L., Jr.	6 (tie)
Pittenger, Robert M.	44 (tie)
Preston, Jean R.	16 (tie)
Purcell, William (Bill) R.	10 (tie)
Queen, Joe Sam	10 (tie)
Rand, Anthony (Tony) E.	6 (tie)
Shaw, Larry	32 (tie)
Smith, Fred	44 (tie)
Snow, John J., Jr.	10 (tie)
Soles, R.C., Jr.	24 (tie)
Stevens, Richard Y.	1 (tie)
Swindell, Albin B. (A.B.), IV	1 (tie)
Tillman, Jerry W.	20 (tie)
Weinstein, David F.	32 (tie)

Legislative Session Attendance Rankings for Members of the 2007 N.C. House of Representatives



<u>Representative</u>	<u>Party-County</u>	<u>Legislative Days</u>	<u>Days Fully Absent</u>	<u>Days Partially Absent</u>	<u>Total Days with Absences</u>	<u>Legislative Days Present</u>	<u>Percent of Days Present</u>	<u>Attendance Rank</u>
Allred, Cary D.	(R-Alamance)	115	0	0	0	115	100.00%	1 (tie)
Blust, John Marshall	(R-Guilford)	115	0	0	0	115	100.00%	1 (tie)
Cleveland, George G.	(R-Onslow)	115	0	0	0	115	100.00%	1 (tie)
Cotham, Tricia#	(D-Mecklenburg)	82	0	0	0	82	100.00%	1 (tie)
Crawford, James (Jim) W., Jr.	(D-Granville)	115	0	0	0	115	100.00%	1 (tie)
Dollar, Nelson	(R-Wake)	115	0	0	0	115	100.00%	1 (tie)
England, Bob F.	(D-Rutherford)	115	0	0	0	115	100.00%	1 (tie)
Frye, Phillip D.	(R-Mitchell)	115	0	0	0	115	100.00%	1 (tie)
Holloway, Bryan R.	(R-Stokes)	115	0	0	0	115	100.00%	1 (tie)
Michaux, Henry M. (Mickey), Jr.	(D-Durham)	115	0	0	0	115	100.00%	1 (tie)
Owens, William (Bill) C., Jr.	(D-Pasquotank)	115	0	0	0	115	100.00%	1 (tie)
Tolson, Joe P.	(D-Edgecombe)	115	0	0	0	115	100.00%	1 (tie)
Warren, Ray	(D-Alexander)	115	0	0	0	115	100.00%	1 (tie)
Yongue, Douglas (Doug) Y.	(D-Scotland)	115	0	0	0	115	100.00%	1 (tie)
Avila, Marilyn	(R-Wake)	115	1	0	1	114	99.13%	15 (tie)
Blackwood, Jacob Curtis, Jr.	(R-Union)	115	1	0	1	114	99.13%	15 (tie)
Braxton, R. Van	(D-Lenoir)	115	1	0	1	114	99.13%	15 (tie)
Faison, Bill	(D-Orange)	115	1	0	1	114	99.13%	15 (tie)
Goforth, Daniel Bruce	(D-Buncombe)	115	1	0	1	114	99.13%	15 (tie)
Harrell, Ty	(D-Wake)	115	0	1	1	114	99.13%	15 (tie)

#Rep. Tricia Cotham was appointed to fill a vacancy on March 22, 2007.

Legislative Session Attendance Rankings for Members of the 2007 N.C. House of Representatives



<u>Representative</u>	<u>Party-County</u>	<u>Legislative Days</u>	<u>Days Fully Absent</u>	<u>Days Partially Absent</u>	<u>Total Days with Absences</u>	<u>Legislative Days Present</u>	<u>Percent of Days Present</u>	<u>Attendance Rank</u>
Justus, Carolyn K.	(R-Henderson)	115	1	0	1	114	99.13%	15 (tie)
Love, Jimmy L., Sr.	(D-Lee)	115	1	0	1	114	99.13%	15 (tie)
McGee, William (Bill) C., Jr.	(R-Forsyth)	115	1	0	1	114	99.13%	15 (tie)
Williams, Arthur J.	(D-Beaufort)	115	0	1	1	114	99.13%	15 (tie)
Bell, Larry M.	(D-Sampson)	115	2	0	2	113	98.26%	25 (tie)
Bryant, Angela Rebecca	(D-Nash)	115	2	0	2	113	98.26%	25 (tie)
Coleman, Linda D.	(D-Wake)	115	2	0	2	113	98.26%	25 (tie)
Fisher, Susan C.	(D-Buncombe)	115	2	0	2	113	98.26%	25 (tie)
Folwell, Dale R.	(R-Forsyth)	115	2	0	2	113	98.26%	25 (tie)
Glazier, Rick	(D-Cumberland)	115	1	1	2	113	98.26%	25 (tie)
Hackney, Joe	(D-Orange)	115	2	0	2	113	98.26%	25 (tie)
Hall, Larry D.	(D-Durham)	115	1	1	2	113	98.26%	25 (tie)
Hurley, Pat B.	(R-Randolph)	115	2	0	2	113	98.26%	25 (tie)
Jeffus, Margaret (Maggie) M.	(D-Guilford)	115	1	1	2	113	98.26%	25 (tie)
Jones, Earl	(D-Guilford)	115	1	1	2	113	98.26%	25 (tie)
Justice, Carolyn H.	(R-Pender)	115	1	1	2	113	98.26%	25 (tie)
Mobley, Annie W.	(D-Hertford)	115	2	0	2	113	98.26%	25 (tie)
Moore, Timothy (Tim) K.	(R-Cleveland)	115	1	1	2	113	98.26%	25 (tie)
Rapp, Raymond (Ray) C.	(D-Madison)	115	1	1	2	113	98.26%	25 (tie)
Ross, Deborah K.	(D-Wake)	115	1	1	2	113	98.26%	25 (tie)

Legislative Session Attendance Rankings for Members of the 2007 N.C. House of Representatives



<u>Representative</u>	<u>Party-County</u>	<u>Legislative Days</u>	<u>Days Fully Absent</u>	<u>Days Partially Absent</u>	<u>Total Days with Absences</u>	<u>Legislative Days Present</u>	<u>Percent of Days Present</u>	<u>Attendance Rank</u>
Tarleton, Cullie M.	(D-Watauga)	115	2	0	2	113	98.26%	25 (tie)
Brisson, William D.	(D-Bladen)	115	3	0	3	112	97.39%	42 (tie)
Carney, Becky	(D-Mecklenburg)	115	2	1	3	112	97.39%	42 (tie)
Coates, Lorene T.	(D-Rowan)	115	2	1	3	112	97.39%	42 (tie)
Dickson, Margaret Highsmith	(D-Cumberland)	115	2	1	3	112	97.39%	42 (tie)
Goodwin, Melanie Wade	(D-Richmond)	115	1	2	3	112	97.39%	42 (tie)
Kiser, Joe L.	(R-Lincoln)	115	2	1	3	112	97.39%	42 (tie)
Martin, Grier	(D-Wake)	115	2	1	3	112	97.39%	42 (tie)
Setzer, Mitchell S.	(R-Catawba)	115	2	1	3	112	97.39%	42 (tie)
Walend, Trudi	(R-Transylvania)	115	2	1	3	112	97.39%	42 (tie)
Allen, Lucy T.	(D-Franklin)	115	3	1	4	111	96.52%	51 (tie)
Cunningham, W. Pete##	(D-Mecklenburg)	115	4	0	4	111	96.52%	51 (tie)
Holliman, L. Hugh	(D-Davidson)	115	4	0	4	111	96.52%	51 (tie)
Langdon, James H., Jr.	(R-Johnston)	115	3	1	4	111	96.52%	51 (tie)
Lucas, Marvin W.	(D-Cumberland)	115	1	3	4	111	96.52%	51 (tie)
McAllister, Mary E.	(D-Cumberland)	115	4	0	4	111	96.52%	51 (tie)
Starnes, Edgar V.	(R-Caldwell)	115	4	0	4	111	96.52%	51 (tie)
Wainwright, William L.	(D-Craven)	115	2	2	4	111	96.52%	51 (tie)
Wiley, Laura I.	(R-Guilford)	115	4	0	4	111	96.52%	51 (tie)
Wray, Michael H.	(D-Northampton)	115	3	1	4	111	96.52%	51 (tie)

##W. Pete Cunningham resigned on 12/31/2007.

Legislative Session Attendance Rankings for Members of the 2007 N.C. House of Representatives



<u>Representative</u>	<u>Party-County</u>	<u>Legislative Days</u>	<u>Days Fully Absent</u>	<u>Days Partially Absent</u>	<u>Total Days with Absences</u>	<u>Legislative Days Present</u>	<u>Percent of Days Present</u>	<u>Attendance Rank</u>
Blue, Daniel T., Jr.	(D-Wake)	115	5	0	5	110	95.65%	61 (tie)
Brown, Larry R.	(R-Forsyth)	115	4	1	5	110	95.65%	61 (tie)
Gulley, Jim	(R-Mecklenburg)	115	5	0	5	110	95.65%	61 (tie)
Harrison, Mary Price Taylor	(D-Guilford)	115	5	0	5	110	95.65%	61 (tie)
McLawnhorn, Marian N.	(D-Pitt)	115	4	1	5	110	95.65%	61 (tie)
Pierce, Garland E.	(D-Scotland)	115	3	2	5	110	95.65%	61 (tie)
Spear, Timothy L.	(D-Washington)	115	3	2	5	110	95.65%	61 (tie)
Walker, R. Tracy	(R-Wilkes)	115	4	1	5	110	95.65%	61 (tie)
Weiss, Jennifer	(D-Wake)	115	1	4	5	110	95.65%	61 (tie)
Wilkins, W.A. (Winkie)	(D-Person)	115	5	0	5	110	95.65%	61 (tie)
Adams, Alma S.	(D-Guilford)	115	5	1	6	109	94.78%	71 (tie)
Current, William (Bill) A., Sr.	(R-Gaston)	115	5	1	6	109	94.78%	71 (tie)
Hill, Dewey L.	(D-Columbus)	115	6	0	6	109	94.78%	71 (tie)
Killian, Ric	(R-Mecklenburg)	115	6	0	6	109	94.78%	71 (tie)
McElraft, Pat	(R-Carteret)	115	5	1	6	109	94.78%	71 (tie)
Stam, Paul (Skip)	(R-Wake)	115	5	1	6	109	94.78%	71 (tie)
Gibson, Pryor A., III	(D-Anson)	115	5	2	7	108	93.91%	77 (tie)
Grady, W. Robert	(R-Onslow)	115	2	5	7	108	93.91%	77 (tie)
Samuelson, Ruth	(R-Mecklenburg)	115	7	0	7	108	93.91%	77 (tie)
Thomas, Charles C.	(R-Buncombe)	115	5	2	7	108	93.91%	77 (tie)

Legislative Session Attendance Rankings for Members of the 2007 N.C. House of Representatives



<u>Representative</u>	<u>Party-County</u>	<u>Legislative Days</u>	<u>Days Fully Absent</u>	<u>Days Partially Absent</u>	<u>Total Days with Absences</u>	<u>Legislative Days Present</u>	<u>Percent of Days Present</u>	<u>Attendance Rank</u>
Tucker, Russell E.	(D-Duplin)	115	4	3	7	108	93.91%	77 (tie)
Alexander, Martha B.	(D-Mecklenburg)	115	7	1	8	107	93.04%	82 (tie)
Cole, E. Nelson	(D-Rockingham)	115	7	1	8	107	93.04%	82 (tie)
Gillespie, Mitch	(R-McDowell)	115	6	2	8	107	93.04%	82 (tie)
McComas, Daniel (Danny) F.	(R-New Hanover)	115	4	4	8	107	93.04%	82 (tie)
Pate, Louis M., Jr.	(R-Wayne)	115	7	1	8	107	93.04%	82 (tie)
Womble, Larry W.	(D-Forsyth)	115	7	1	8	107	93.04%	82 (tie)
Barnhart, Jeffrey (Jeff) L.	(R-Cabarrus)	115	9	0	9	106	92.17%	88 (tie)
Boylan, Joe	(R-Moore)	115	8	1	9	106	92.17%	88 (tie)
Daughtry, N. Leo	(R-Johnston)	115	8	1	9	106	92.17%	88 (tie)
Haire, R. Phillip (Phil)	(D-Jackson)	115	8	1	9	106	92.17%	88 (tie)
Insko, Verla C.	(D-Orange)	115	6	3	9	106	92.17%	88 (tie)
Johnson, Linda P.	(R-Cabarrus)	115	9	0	9	106	92.17%	88 (tie)
West, Thomas Roger	(R-Cherokee)	115	9	0	9	106	92.17%	88 (tie)
Daughtridge, William (Bill) G.	(R-Nash)	115	9	1	10	105	91.30%	95 (tie)
Farmer-Butterfield, Jean	(D-Wilson)	115	9	1	10	105	91.30%	95 (tie)
Neumann, Wil	(R-Gaston)	115	9	1	10	105	91.30%	95 (tie)
Saunders, Drew P.	(D-Mecklenburg)	115	10	0	10	105	91.30%	95 (tie)
Bordsen, Alice L.	(D-Alamance)	115	11	0	11	104	90.43%	99 (tie)
Hilton, Mark K.	(R-Catawba)	115	11	0	11	104	90.43%	99 (tie)

Legislative Session Attendance Rankings for Members of the 2007 N.C. House of Representatives




<u>Representative</u>	<u>Party-County</u>	<u>Legislative Days</u>	<u>Days Fully Absent</u>	<u>Days Partially Absent</u>	<u>Total Days with Absences</u>	<u>Legislative Days Present</u>	<u>Percent of Days Present</u>	<u>Attendance Rank</u>
Ray, Karen B.	(R-Iredell)	115	9	2	11	104	90.43%	99 (tie)
Steen, Fred F., II	(R-Rowan)	115	9	2	11	104	90.43%	99 (tie)
Warren, Edith D.	(D-Pitt)	115	10	1	11	104	90.43%	99 (tie)
Harrell, James (Jim) A., III	(D-Surry)	115	12	0	12	103	89.57%	104 (tie)
Howard, Julia Craven	(R-Davie)	115	12	0	12	103	89.57%	104 (tie)
Tillis, Thom	(R-Mecklenburg)	115	12	0	12	103	89.57%	104 (tie)
Dockham, Jerry C.	(R-Davidson)	115	12	1	13	102	88.70%	107 (tie)
Luebke, Paul	(D-Durham)	115	10	3	13	102	88.70%	107 (tie)
Sutton, Ronnie (Ron) N.	(D-Robeson)	115	11	2	13	102	88.70%	107 (tie)
Church, Walter G., Sr.	(D-Burke)	115	13	1	14	101	87.83%	110
Clary, Debbie A.	(R-Cleveland)	115	14	1	15	100	86.96%	111
Stiller, Bonner L.	(R-Brunswick)	115	16	0	16	99	86.09%	112 (tie)
Underhill, Alice Graham	(D-Craven)	115	14	2	16	99	86.09%	112 (tie)
Earle, Beverly M.	(D-Mecklenburg)	115	15	2	17	98	85.22%	114
Lewis, David R.	(R-Harnett)	115	14	4	18	97	84.35%	115
Holmes, George M.	(R-Yadkin)	115	19	2	21	94	81.74%	116
Wright, Thomas E.###	(D-New Hanover)	115	18	6	24	91	79.13%	117
Brubaker, Harold J.	(R-Randolph)	115	20	6	26	89	77.39%	118 (tie)
Parmon, Earline W.	(D-Forsyth)	115	25	1	26	89	77.39%	118 (tie)

###Thomas Wright was expelled from the House on 3/20/2008.

Note: Only 119 of the 120 members of the state House of Representatives are included in these rankings because Rep. Ken Furr was not appointed until 8/15/2007 and is not included in these rankings.

2007 N.C. House of Representatives Attendance Rankings, Alphabetical Order by Representative



The number is the Representative's ranking out of the 119 Representatives who were ranked.

<u>Representative</u>	<u>2007 Attendance Ranking</u>	<u>Representative</u>	<u>2007 Attendance Ranking</u>	<u>Representative</u>	<u>2007 Attendance Ranking</u>	<u>Representative</u>	<u>2007 Attendance Ranking</u>
Adams, Alma S.	71 (tie)	Dickson, Margaret Highsmith	42 (tie)	Insko, Verla C.	88 (tie)	Samuelson, Ruth	77 (tie)
Alexander, Martha B.	82 (tie)	Dockham, Jerry C.	107 (tie)	Jeffus, Margaret (Maggie) M.	25 (tie)	Saunders, Drew P.	95 (tie)
Allen, Lucy T.	51 (tie)	Dollar, Nelson	1 (tie)	Johnson, Linda P.	88 (tie)	Setzer, Mitchell S.	42 (tie)
Allred, Cary D.	1 (tie)	Earle, Beverly M.	114	Jones, Earl	25 (tie)	Spear, Timothy L.	61 (tie)
Avila, Marilyn	15 (tie)	England, Bob F.	1 (tie)	Justice, Carolyn H.	25 (tie)	Stam, Paul (Skip)	71 (tie)
Barnhart, Jeffrey (Jeff) L.	88 (tie)	Faison, Bill	15 (tie)	Justus, Carolyn K.	15 (tie)	Starnes, Edgar V.	51 (tie)
Bell, Larry M.	25 (tie)	Farmer-Butterfield, Jean	95 (tie)	Killian, Ric	71 (tie)	Steen, Fred F., II	99 (tie)
Blackwood, Jacob Curtis, Jr.	15 (tie)	Fisher, Susan C.	25 (tie)	Kiser, Joe L.	42 (tie)	Stiller, Bonner L.	112 (tie)
Blue, Daniel T., Jr.	61 (tie)	Folwell, Dale R.	25 (tie)	Langdon, James H., Jr.	51 (tie)	Sutton, Ronnie (Ron) N.	107 (tie)
Blust, John Marshall	1 (tie)	Frye, Phillip D.	1 (tie)	Lewis, David R.	115	Tarleton, Cullie M.	25 (tie)
Bordsen, Alice L.	99 (tie)	Gibson, Pryor A., III	77 (tie)	Love, Jimmy L., Sr.	15 (tie)	Thomas, Charles C.	77 (tie)
Boylan, Joe	88 (tie)	Gillespie, Mitch	82 (tie)	Lucas, Marvin W.	51 (tie)	Tillis, Thom	104 (tie)
Braxton, R. Van	15 (tie)	Glazier, Rick	25 (tie)	Luebke, Paul	107 (tie)	Tolson, Joe P.	1 (tie)
Brisson, William D.	42 (tie)	Goforth, Daniel Bruce	15 (tie)	Martin, Grier	42 (tie)	Tucker, Russell E.	77 (tie)
Brown, Larry R.	61 (tie)	Goodwin, Melanie Wade	42 (tie)	McAllister, Mary E.	51 (tie)	Underhill, Alice Graham	112 (tie)
Brubaker, Harold J.	118 (tie)	Grady, W. Robert	77 (tie)	McComas, Daniel (Danny) F.	82 (tie)	Wainwright, William L.	51 (tie)
Bryant, Angela Rebecca	25 (tie)	Gulley, Jim	61 (tie)	McElraft, Pat	71 (tie)	Walend, Trudi	42 (tie)
Carney, Becky	42 (tie)	Hackney, Joe	25 (tie)	McGee, William (Bill) C., Jr.	15 (tie)	Walker, R. Tracy	61 (tie)
Church, Walter G., Sr.	110	Haire, R. Phillip (Phil)	88 (tie)	McLawhorn, Marian N.	61 (tie)	Warren, Edith D.	99 (tie)
Clary, Debbie A.	111	Hall, Larry D.	25 (tie)	Michaux, H. M. (Mickey), Jr.	1 (tie)	Warren, Ray	1 (tie)
Cleveland, George G.	1 (tie)	Harrell, James (Jim) A., III	104 (tie)	Mobley, Annie W.	25 (tie)	Weiss, Jennifer	61 (tie)
Coates, Lorene T.	42 (tie)	Harrell, Ty	15 (tie)	Moore, Timothy (Tim) K.	25 (tie)	West, Thomas Roger	88 (tie)
Cole, E. Nelson	82 (tie)	Harrison, Mary Price Taylor	61 (tie)	Neumann, Wil	95 (tie)	Wiley, Laura I.	51 (tie)
Coleman, Linda D.	25 (tie)	Hill, Dewey L.	71 (tie)	Owens, William (Bill) C., Jr.	1 (tie)	Wilkins, W.A. (Winkie)	61 (tie)
Cotham, Tricia	1 (tie)	Hilton, Mark K.	99 (tie)	Parmon, Earline W.	118 (tie)	Williams, Arthur J.	15 (tie)
Crawford, James (Jim) W., Jr.	1 (tie)	Holliman, L. Hugh	51 (tie)	Pate, Louis M., Jr.	82 (tie)	Womble, Larry W.	82 (tie)
Cunningham, W. Pete	51 (tie)	Holloway, Bryan R.	1 (tie)	Pierce, Garland E.	61 (tie)	Wray, Michael H.	51 (tie)
Current, William (Bill) A., Sr.	71 (tie)	Holmes, George M.	116	Rapp, Raymond (Ray) C.	25 (tie)	Wright, Thomas E.	117
Daughtridge, William (Bill) G.	95 (tie)	Howard, Julia Craven	104 (tie)	Ray, Karen B.	99 (tie)	Yongue, Douglas (Doug) Y.	1 (tie)
Daughtry, N. Leo	88 (tie)	Hurley, Pat B.	25 (tie)	Ross, Deborah K.	25 (tie)		

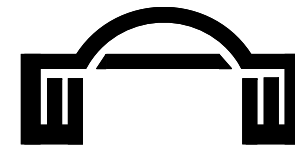
Roll Call Voting Participation Rankings for Members of the 2007 N.C. Senate



<u>Senator</u>	<u>Party-County</u>	<u>Senate's Total Votes</u>	<u>Absent or Excused From Voting (# of Votes)</u>	<u>Maximum Votes Could Have Cast While Present</u>	<u>Actual Votes Cast</u>	<u>Percent of Voting Participation</u>	<u>Voting Participation Rank</u>
Apodaca, Thomas (Tom) M.	(R-Henderson)	1241	50	1191	1191	100.00%	1 (tie)
Atwater, Robert (Bob) C.	(D-Chatham)	1241	19	1222	1222	100.00%	1 (tie)
Bingham, Stan	(R-Davidson)	1241	56	1185	1187*	100.00%	1 (tie)
Brock, Andrew C.	(R-Davie)	1241	0	1241	1242*	100.00%	1 (tie)
Brown, Harry	(R-Onslow)	1241	17	1224	1224	100.00%	1 (tie)
Brunstetter, Peter S.	(R-Forsyth)	1241	66	1175	1175	100.00%	1 (tie)
Dannelly, Charlie S.	(D-Mecklenburg)	1241	132	1109	1111*	100.00%	1 (tie)
Dorsett, Katie G.	(D-Guilford)	1241	109	1132	1132	100.00%	1 (tie)
Foriest, Anthony (Tony) E.	(D-Alamance)	1241	0	1241	1241	100.00%	1 (tie)
Forrester, James (Jim) S.	(R-Gaston)	1241	96	1145	1147*	100.00%	1 (tie)
Soles, R.C., Jr.	(D-Columbus)	1241	12	1229	1229	100.00%	1 (tie)
Stevens, Richard Y.	(R-Wake)	1241	0	1241	1243*	100.00%	1 (tie)
Swindell, Albin B. (A.B.), IV	(D-Nash)	1241	11	1230	1230	100.00%	1 (tie)
Purcell, William (Bill) R.	(D-Scotland)	1241	1	1240	1239	99.92%	14 (tie)
Snow, John J., Jr.	(D-Cherokee)	1241	19	1222	1221	99.92%	14 (tie)
Hunt, Neal	(R-Wake)	1241	1	1240	1238	99.84%	16 (tie)
Hagan, Kay R.	(D-Guilford)	1241	21	1220	1218	99.84%	16 (tie)
Boseman, Julia	(D-New Hanover)	1241	24	1217	1215	99.84%	16 (tie)
Weinstein, David F.	(D-Robeson)	1241	101	1140	1138	99.82%	19 (tie)
Pittenger, Robert M.	(R-Mecklenburg)	1241	119	1122	1120	99.82%	19 (tie)

*Senator's "Actual Votes Cast" exceeds "Maximum Votes Could Have Cast While Present" because of use of Paired Voting rule.

Roll Call Voting Participation Rankings for Members of the 2007 N.C. Senate



<u>Senator</u>	<u>Party-County</u>	<u>Senate's Total Votes</u>	<u>Absent or Excused From Voting (# of Votes)</u>	<u>Maximum Votes Could Have Cast While Present</u>	<u>Actual Votes Cast</u>	<u>Percent of Voting Participation</u>	<u>Voting Participation Rank</u>
Preston, Jean R.	(R-Carteret)	1241	9	1232	1229	99.76%	21
Dalton, Walter H.	(D-Rutherford)	1241	60	1181	1178	99.75%	22
Jones, Edward (Ed) W. Jones	(D-Halifax)	1241	80	1161	1158	99.74%	23
Albertson, Charles W.	(D-Duplin)	1241	18	1223	1219	99.67%	24 (tie)
Berger, Philip E.	(R-Rockingham)	1241	34	1207	1203	99.67%	24 (tie)
Goss, Steve	(D-Watauga)	1241	0	1241	1234	99.44%	26
Tillman, Jerry W.	(R-Randolph)	1241	35	1206	1199	99.42%	27
Blake, Harris D.	(R-Moore)	1241	57	1184	1177	99.41%	28
Malone, Vernon	(D-Wake)	1241	55	1186	1178	99.33%	29
Queen, Joe Sam	(D-Haywood)	1241	20	1221	1211	99.18%	30
Garrou, Linda	(D-Forsyth)	1241	119	1122	1112	99.11%	31
Jacumin, Jim	(R-Burke)	1241	141	1100	1084	98.55%	32 (tie)
Rand, Anthony (Tony) E.	(D-Cumberland)	1241	0	1241	1223	98.55%	32 (tie)
Berger, Doug	(D-Franklin)	1241	16	1225	1204	98.29%	34
East, Don W.	(R-Surry)	1241	48	1193	1172	98.24%	35
Graham, Malcolm	(D-Mecklenburg)	1241	257	984	963	97.87%	36 (tie)
Hoyle, David W.	(D-Gaston)	1241	209	1032	1010	97.87%	36 (tie)
Kinnaird, Eleanor (Ellie)	(D-Orange)	1241	24	1217	1191	97.86%	38
Hartsell, Fletcher L., Jr.	(R-Cabarrus)	1241	36	1205	1175	97.51%	39
Allran, Austin M.	(R-Catawba)	1241	101	1140	1109	97.28%	40

Roll Call Voting Participation Rankings for Members of the 2007 N.C. Senate



<u>Senator</u>	<u>Party-County</u>	<u>Senate's Total Votes</u>	<u>Absent or Excused From Voting (# of Votes)</u>	<u>Maximum Votes Could Have Cast While Present</u>	<u>Actual Votes Cast</u>	<u>Percent of Voting Participation</u>	<u>Voting Participation Rank</u>
Cowell, Janet	(D-Wake)	1241	127	1114	1083	97.22%	41
Jenkins, S. Clark	(D-Edgecombe)	1241	271	970	940	96.91%	42
Goodall, W. Edward (Eddie), Jr.	(R-Union)	1241	9	1232	1192	96.75%	43
Smith, Fred	(R-Johnston)	1241	282	959	923	96.25%	44
McKissick, Floyd, Jr.	(D-Durham)	1241	160	1081	1035	95.74%	45
Shaw, Larry	(D-Cumberland)	1241	64	1177	1116	94.82%	46
Clodfelter, Daniel (Dan) G.	(D-Mecklenburg)	1241	65	1176	1111	94.47%	47
Basnight, Marc	(D-Dare)	1241	91	1150	1085	94.35%	48
Kerr, John H., III	(D-Wayne)	1241	40	1201	1131	94.17%	49
Nesbitt, Martin L., Jr.	(D-Buncombe)	1241	0	1241	1054	84.93%	50

2007 N.C. Senate Roll Call Voting Participation Rankings, Alphabetical Order by Senator



The number is the Senator's ranking out of the 50 Senators.

<u>Senator</u>	2007 Voting Participation Rank
Albertson, Charles W.	24 (tie)
Allran, Austin M.	40
Apodaca, Thomas (Tom) M.	1 (tie)
Atwater, Robert (Bob) C.	1 (tie)
Basnight, Marc	48
Berger, Doug	34
Berger, Philip E.	24 (tie)
Bingham, Stan	1 (tie)
Blake, Harris D.	28
Boseman, Julia	16 (tie)
Brock, Andrew C.	1 (tie)
Brown, Harry	1 (tie)
Brunstetter, Peter S.	1 (tie)
Clodfelter, Daniel (Dan) G.	47
Cowell, Janet	41
Dalton, Walter H.	22
Dannelly, Charlie S.	1 (tie)
Dorsett, Katie G.	1 (tie)
East, Don W.	35
Foriest, Anthony (Tony) E.	1 (tie)
Forrester, James (Jim) S.	1 (tie)
Garrou, Linda	31
Goodall, W. Edward (Eddie), Jr.	43
Goss, Steve	26
Graham, Malcolm	36 (tie)

<u>Senator</u>	2007 Voting Participation Rank
Hagan, Kay R.	16 (tie)
Hartsell, Fletcher L., Jr.	39
Hoyle, David W.	36 (tie)
Hunt, Neal	16 (tie)
Jacumin, Jim	32 (tie)
Jenkins, S. Clark	42
Jones, Edward (Ed) W. Jones	23
Kerr, John H., III	49
Kinnaird, Eleanor (Ellie)	38
Malone, Vernon	29
McKissick, Floyd, Jr.	45
Nesbitt, Martin L., Jr.	50
Pittenger, Robert M.	19 (tie)
Preston, Jean R.	21
Purcell, William (Bill) R.	14 (tie)
Queen, Joe Sam	30
Rand, Anthony (Tony) E.	32 (tie)
Shaw, Larry	46
Smith, Fred	44
Snow, John J., Jr.	14 (tie)
Soles, R.C., Jr.	1 (tie)
Stevens, Richard Y.	1 (tie)
Swindell, Albin B. (A.B.), IV	1 (tie)
Tillman, Jerry W.	27
Weinstein, David F.	19 (tie)

Roll Call Voting Participation Rankings for Members of the 2007 N.C. House of Representatives



<u>Representative</u>	<u>Party-County</u>	<u>House's Total Votes</u>	<u>Absent or Excused From Voting (# of Votes)</u>	<u>Maximum Votes Could Have Cast While Present</u>	<u>Actual Votes Cast</u>	<u>Percent of Voting Participation</u>	<u>Voting Participation Rank</u>
Carney, Becky	(D-Mecklenburg)	1407	12	1395	1395	100.00%	1 (tie)
Dollar, Nelson	(R-Wake)	1407	0	1407	1407	100.00%	1 (tie)
Frye, Phillip D.	(R-Mitchell)	1407	0	1407	1407	100.00%	1 (tie)
Owens, William (Bill) C., Jr.	(D-Pasquotank)	1407	0	1407	1407	100.00%	1 (tie)
Walker, R. Tracy	(R-Wilkes)	1407	43	1364	1364	100.00%	1 (tie)
Alexander, Martha B.	(D-Mecklenburg)	1407	50	1357	1356	99.93%	6 (tie)
Coates, Lorene T.	(D-Rowan)	1407	11	1396	1395	99.93%	6 (tie)
Harrison, Mary Price Taylor	(D-Guilford)	1407	20	1387	1386	99.93%	6 (tie)
Martin, Grier	(D-Wake)	1407	45	1362	1361	99.93%	6 (tie)
Wray, Michael H.	(D-Northampton)	1407	12	1395	1394	99.93%	6 (tie)
Fisher, Susan C.	(D-Buncombe)	1407	14	1393	1391	99.86%	11 (tie)
Gulley, Jim	(R-Mecklenburg)	1407	4	1403	1401	99.86%	11 (tie)
Boylan, Joe	(R-Moore)	1407	63	1344	1342	99.85%	13 (tie)
Cotham, Tricia#	(D-Mecklenburg)	1407	63	1344	1342	99.85%	13 (tie)
Dickson, Margaret Highsmith	(D-Cumberland)	1407	31	1376	1374	99.85%	13 (tie)
Folwell, Dale R.	(R-Forsyth)	1407	35	1372	1370	99.85%	13 (tie)
Wiley, Laura I.	(R-Guilford)	1407	32	1375	1373	99.85%	13 (tie)
Pate, Louis M., Jr.	(R-Wayne)	1407	173	1234	1232	99.84%	18
Harrell, Ty	(D-Wake)	1407	4	1403	1400	99.79%	19 (tie)
Tarleton, Cullie M.	(D-Watauga)	1407	1	1406	1403	99.79%	19 (tie)

#Rep. Tricia Cotham was appointed to fill a vacancy on March 22, 2007.

Roll Call Voting Participation Rankings for Members of the 2007 N.C. House of Representatives



<u>Representative</u>	<u>Party-County</u>	<u>House's Total Votes</u>	<u>Absent or Excused From Voting (# of Votes)</u>	<u>Maximum Votes Could Have Cast While Present</u>	<u>Actual Votes Cast</u>	<u>Percent of Voting Participation</u>	<u>Voting Participation Rank</u>
Grady, W. Robert	(R-Onslow)	1407	34	1373	1370	99.78%	21 (tie)
Stiller, Bonner L.	(R-Brunswick)	1407	65	1342	1339	99.78%	21 (tie)
Hilton, Mark K.	(R-Catawba)	1407	83	1324	1321	99.77%	23
Avila, Marilyn	(R-Wake)	1407	1	1406	1402	99.72%	24
Moore, Timothy (Tim) K.	(R-Cleveland)	1407	34	1373	1369	99.71%	25 (tie)
Rapp, Raymond (Ray) C.	(D-Madison)	1407	10	1397	1393	99.71%	25 (tie)
Spear, Timothy L.	(D-Washington)	1407	16	1391	1387	99.71%	25 (tie)
Walend, Trudi	(R-Transylvania)	1407	9	1398	1394	99.71%	25 (tie)
Weiss, Jennifer	(D-Wake)	1407	13	1394	1390	99.71%	25 (tie)
Bordsen, Alice L.	(D-Alamance)	1407	411	996	993	99.70%	30
Neumann, Wil	(R-Gaston)	1407	121	1286	1282	99.69%	31
Allen, Lucy T.	(D-Franklin)	1407	3	1404	1399	99.64%	32 (tie)
Blust, John Marshall	(R-Guilford)	1407	0	1407	1402	99.64%	32 (tie)
Justice, Carolyn H.	(R-Pender)	1407	5	1402	1397	99.64%	32 (tie)
Mobley, Annie W.	(D-Hertford)	1407	21	1386	1381	99.64%	32 (tie)
Pierce, Garland E.	(D-Scotland)	1407	15	1392	1387	99.64%	32 (tie)
Tolson, Joe P.	(D-Edgecombe)	1407	0	1407	1402	99.64%	32 (tie)
Yongue, Douglas (Doug) Y.	(D-Scotland)	1407	0	1407	1402	99.64%	32 (tie)
McLawhorn, Marian N.	(D-Pitt)	1407	45	1362	1357	99.63%	39
Barnhart, Jeffrey (Jeff) L.	(R-Cabarrus)	1407	87	1320	1315	99.62%	40

Roll Call Voting Participation Rankings for Members of the 2007 N.C. House of Representatives



<u>Representative</u>	<u>Party-County</u>	<u>House's Total Votes</u>	<u>Absent or Excused From Voting (# of Votes)</u>	<u>Maximum Votes Could Have Cast While Present</u>	<u>Actual Votes Cast</u>	<u>Percent of Voting Participation</u>	<u>Voting Participation Rank</u>
Steen, Fred F., II	(R-Rowan)	1407	164	1243	1238	99.60%	41
Goforth, Daniel Bruce	(D-Buncombe)	1407	1	1406	1400	99.57%	42 (tie)
Hurley, Pat B.	(R-Randolph)	1407	0	1407	1401	99.57%	42 (tie)
Justus, Carolyn K.	(R-Henderson)	1407	6	1401	1395	99.57%	42 (tie)
Langdon, James H., Jr.	(R-Johnston)	1407	18	1389	1383	99.57%	42 (tie)
Lucas, Marvin W.	(D-Cumberland)	1407	34	1373	1367	99.56%	46
Tillis, Thom	(R-Mecklenburg)	1407	99	1308	1302	99.54%	47
Daughtridge, William (Bill) G.	(R-Nash)	1407	170	1237	1231	99.51%	48
Jeffus, Margaret (Maggie) M.	(D-Guilford)	1407	2	1405	1398	99.50%	49 (tie)
Ross, Deborah K.	(D-Wake)	1407	15	1392	1385	99.50%	49 (tie)
Clary, Debbie A.	(R-Cleveland)	1407	97	1310	1303	99.47%	51 (tie)
Gillespie, Mitch	(R-McDowell)	1407	91	1316	1309	99.47%	51 (tie)
Holloway, Bryan R.	(R-Stokes)	1407	0	1407	1399	99.43%	53
McElraft, Pat	(R-Carteret)	1407	58	1349	1341	99.41%	54
Killian, Ric	(R-Mecklenburg)	1407	76	1331	1323	99.40%	55
Warren, Edith D.	(D-Pitt)	1407	130	1277	1269	99.37%	56
Cleveland, George G.	(R-Onslow)	1407	0	1407	1398	99.36%	57 (tie)
Lewis, David R.	(R-Harnett)	1407	155	1252	1244	99.36%	57 (tie)
Faison, Bill	(D-Orange)	1407	60	1347	1338	99.33%	59
Current, William (Bill) A., Sr.	(R-Gaston)	1407	162	1245	1236	99.28%	60 (tie)

Roll Call Voting Participation Rankings for Members of the 2007 N.C. House of Representatives



<u>Representative</u>	<u>Party-County</u>	<u>House's Total Votes</u>	<u>Absent or Excused From Voting (# of Votes)</u>	<u>Maximum Votes Could Have Cast While Present</u>	<u>Actual Votes Cast</u>	<u>Percent of Voting Participation</u>	<u>Voting Participation Rank</u>
Goodwin, Melanie Wade	(D-Richmond)	1407	23	1384	1374	99.28%	60 (tie)
Wainwright, William L.	(D-Craven)	1407	38	1369	1358	99.20%	62
Thomas, Charles C.	(R-Buncombe)	1407	64	1343	1332	99.18%	63
England, Bob F.	(D-Rutherford)	1407	1	1406	1394	99.15%	64
Tucker, Russell E.	(D-Duplin)	1407	45	1362	1350	99.12%	65
Blackwood, Jacob Curtis, Jr.	(R-Union)	1407	2	1405	1392	99.07%	66 (tie)
McGee, William (Bill) C., Jr.	(R-Forsyth)	1407	2	1405	1392	99.07%	66 (tie)
Underhill, Alice Graham	(D-Craven)	1407	327	1080	1070	99.07%	66 (tie)
Coleman, Linda D.	(D-Wake)	1407	21	1386	1373	99.06%	69 (tie)
Wilkins, W.A. (Winkie)	(D-Person)	1407	17	1390	1377	99.06%	69 (tie)
Gibson, Pryor A., III	(D-Anson)	1407	41	1366	1353	99.05%	71
Farmer-Butterfield, Jean	(D-Wilson)	1407	167	1240	1228	99.03%	72
Glazier, Rick	(D-Cumberland)	1407	13	1394	1380	99.00%	73
Bell, Larry M.	(D-Sampson)	1407	21	1386	1372	98.99%	74
Haire, R. Phillip (Phil)	(D-Jackson)	1407	75	1332	1318	98.95%	75
Adams, Alma S.	(D-Guilford)	1407	19	1388	1373	98.92%	76 (tie)
Howard, Julia Craven	(R-Davie)	1407	198	1209	1196	98.92%	76 (tie)
Ray, Karen B.	(R-Iredell)	1407	179	1228	1214	98.86%	78
Bryant, Angela Rebecca	(D-Nash)	1407	0	1407	1389	98.72%	79 (tie)
Hill, Dewey L.	(D-Columbus)	1407	4	1403	1385	98.72%	79 (tie)

Roll Call Voting Participation Rankings for Members of the 2007 N.C. House of Representatives



<u>Representative</u>	<u>Party-County</u>	<u>House's Total Votes</u>	<u>Absent or Excused From Voting (# of Votes)</u>	<u>Maximum Votes Could Have Cast While Present</u>	<u>Actual Votes Cast</u>	<u>Percent of Voting Participation</u>	<u>Voting Participation Rank</u>
Womble, Larry W.	(D-Forsyth)	1407	76	1331	1314	98.72%	79 (tie)
Setzer, Mitchell S.	(R-Catawba)	1407	23	1384	1365	98.63%	82
Samuelson, Ruth	(R-Mecklenburg)	1407	42	1365	1344	98.46%	83
Holliman, L. Hugh	(D-Davidson)	1407	24	1383	1361	98.41%	84
Dockham, Jerry C.	(R-Davidson)	1407	97	1310	1289	98.40%	85
Warren, Ray	(D-Alexander)	1407	0	1407	1384	98.37%	86
Hall, Larry D.	(D-Durham)	1407	2	1405	1382	98.36%	87 (tie)
Williams, Arthur J.	(D-Beaufort)	1407	5	1402	1379	98.36%	87 (tie)
McComas, Daniel (Danny) F.	(R-New Hanover)	1407	48	1359	1335	98.23%	89
Braxton, R. Van	(D-Lenoir)	1407	6	1401	1376	98.22%	90
Kiser, Joe L.	(R-Lincoln)	1407	10	1397	1372	98.21%	91
West, Thomas Roger	(R-Cherokee)	1407	73	1334	1310	98.20%	92
Starnes, Edgar V.	(R-Caldwell)	1407	34	1373	1348	98.18%	93
Brown, Larry R.	(R-Forsyth)	1407	47	1360	1335	98.16%	94
Allred, Cary D.	(R-Alamance)	1407	0	1407	1381	98.15%	95
Brubaker, Harold J.	(R-Randolph)	1407	311	1096	1069	97.54%	96 (tie)
Johnson, Linda P.	(R-Cabarrus)	1407	68	1339	1306	97.54%	96 (tie)
Love, Jimmy L., Sr.	(D-Lee)	1407	12	1395	1359	97.42%	98
Luebke, Paul	(D-Durham)	1407	131	1276	1241	97.26%	99

Roll Call Voting Participation Rankings for Members of the 2007 N.C. House of Representatives




<u>Representative</u>	<u>Party-County</u>	<u>House's Total Votes</u>	<u>Absent or Excused From Voting (# of Votes)</u>	<u>Maximum Votes Could Have Cast While Present</u>	<u>Actual Votes Cast</u>	<u>Percent of Voting Participation</u>	<u>Voting Participation Rank</u>
Wright, Thomas E.###	(D-New Hanover)	1407	217	1190	1156	97.14%	100
Harrell, James (Jim) A., III	(D-Surry)	1407	173	1234	1197	97.00%	101
Cole, E. Nelson	(D-Rockingham)	1407	55	1352	1306	96.60%	102 (tie)
Insko, Verla C.	(D-Orange)	1407	25	1382	1335	96.60%	102 (tie)
Jones, Earl	(D-Guilford)	1407	73	1334	1286	96.40%	104
Brisson, William D.	(D-Bladen)	1407	39	1368	1315	96.13%	105
Earle, Beverly M.	(D-Mecklenburg)	1407	175	1232	1183	96.02%	106
Parmon, Earline W.	(D-Forsyth)	1407	222	1185	1137	95.95%	107
Stam, Paul (Skip)	(R-Wake)	1407	24	1383	1326	95.88%	108
Saunders, Drew P.	(D-Mecklenburg)	1407	103	1304	1246	95.55%	109
Church, Walter G., Sr.	(D-Burke)	1407	100	1307	1246	95.33%	110
Crawford, James (Jim) W., Jr.	(D-Granville)	1407	0	1407	1340	95.24%	111
Cunningham, W. Pete##	(D-Mecklenburg)	1407	27	1380	1311	95.00%	112
Sutton, Ronnie (Ron) N.	(D-Robeson)	1407	105	1302	1230	94.47%	113
Daughtry, N. Leo	(R-Johnston)	1407	87	1320	1237	93.71%	114
McAllister, Mary E.	(D-Cumberland)	1407	24	1383	1265	91.47%	115
Michaux, Henry M. (Mickey), Jr.	(D-Durham)	1407	0	1407	1255	89.20%	116
Blue, Daniel T., Jr.	(D-Wake)	1407	28	1379	1228	89.05%	117
Holmes, George M.	(R-Yadkin)	1407	137	1270	1095	86.22%	118
Hackney, Joe, Speaker	(D-Orange)	Historically, the Speaker of the House has voted only to break ties or when he deems it necessary.					N/A

##W. Pete Cunningham resigned on 12/31/2007. ###Thomas Wright was expelled from the House on 3/20/2008.

Note: Only 119 of the 120 members of the state House of Representatives are included in these rankings because Rep. Ken Furr was not appointed until 8/15/2007 and is not included in these rankings.

2007 N.C. House of Representatives Roll Call Voting Participation Rankings, Alphabetical Order by Representative



<u>Representative</u>	<u>2007 Voting Participation Ranking</u>	<u>Representative</u>	<u>2007 Voting Participation Ranking</u>	<u>Representative</u>	<u>2007 Voting Participation Ranking</u>	<u>Representative</u>	<u>2007 Voting Participation Ranking</u>
Adams, Alma S.	76 (tie)	Dickson, Margaret Highsmith	13 (tie)	Insko, Verla C.	102 (tie)	Samuelson, Ruth	83
Alexander, Martha B.	6 (tie)	Dockham, Jerry C.	85	Jeffus, Margaret (Maggie) M.	49 (tie)	Saunders, Drew P.	109
Allen, Lucy T.	32 (tie)	Dollar, Nelson	1 (tie)	Johnson, Linda P.	96 (tie)	Setzer, Mitchell S.	82
Allred, Cary D.	95	Earle, Beverly M.	106	Jones, Earl	104	Spear, Timothy L.	25 (tie)
Avila, Marilyn	24	England, Bob F.	64	Justice, Carolyn H.	32 (tie)	Stam, Paul (Skip)	108
Barnhart, Jeffrey (Jeff) L.	40	Faison, Bill	59	Justus, Carolyn K.	42 (tie)	Starnes, Edgar V.	93
Bell, Larry M.	74	Farmer-Butterfield, Jean	72	Killian, Ric	55	Steen, Fred F., II	41
Blackwood, Jacob Curtis, Jr.	66 (tie)	Fisher, Susan C.	11 (tie)	Kiser, Joe L.	91	Stiller, Bonner L.	21 (tie)
Blue, Daniel T., Jr.	117	Folwell, Dale R.	13 (tie)	Langdon, James H., Jr.	42 (tie)	Sutton, Ronnie (Ron) N.	113
Blust, John Marshall	32 (tie)	Frye, Phillip D.	1 (tie)	Lewis, David R.	57 (tie)	Tarleton, Cullie M.	19 (tie)
Bordsen, Alice L.	30	Gibson, Pryor A., III	71	Love, Jimmy L., Sr.	98	Thomas, Charles C.	63
Boylan, Joe	13 (tie)	Gillespie, Mitch	51 (tie)	Lucas, Marvin W.	46	Tillis, Thom	47
Braxton, R. Van	90	Glazier, Rick	73	Luebke, Paul	99	Tolson, Joe P.	32 (tie)
Brisson, William D.	105	Goforth, Daniel Bruce	42 (tie)	Martin, Grier	6 (tie)	Tucker, Russell E.	65
Brown, Larry R.	94	Goodwin, Melanie Wade	60 (tie)	McAllister, Mary E.	115	Underhill, Alice Graham	66 (tie)
Brubaker, Harold J.	96 (tie)	Grady, W. Robert	21 (tie)	McComas, Daniel (Danny) F.	89	Wainwright, William L.	62
Bryant, Angela Rebecca	79 (tie)	Gulley, Jim	11 (tie)	McElraft, Pat	54	Walend, Trudi	25 (tie)
Carney, Becky	1 (tie)	Hackney, Joe	N/A	McGee, William (Bill) C., Jr.	66 (tie)	Walker, R. Tracy	1 (tie)
Church, Walter G., Sr.	110	Haire, R. Phillip (Phil)	75	McLawhorn, Marian N.	39	Warren, Edith D.	56
Clary, Debbie A.	51 (tie)	Hall, Larry D.	87 (tie)	Michaux, H.M. (Mickey), Jr.	116	Warren, Ray	86
Cleveland, George G.	57 (tie)	Harrell, James (Jim) A., III	101	Mobley, Annie W.	32 (tie)	Weiss, Jennifer	25 (tie)
Coates, Lorene T.	6 (tie)	Harrell, Ty	19 (tie)	Moore, Timothy (Tim) K.	25 (tie)	West, Thomas Roger	92
Cole, E. Nelson	102 (tie)	Harrison, Mary Price Taylor	6 (tie)	Neumann, Wil	31	Wiley, Laura I.	13 (tie)
Coleman, Linda D.	69 (tie)	Hill, Dewey L.	79 (tie)	Owens, William (Bill) C., Jr.	1 (tie)	Wilkins, W.A. (Winkie)	69 (tie)
Cotham, Tricia	13 (tie)	Hilton, Mark K.	23	Parmon, Earline W.	107	Williams, Arthur J.	87 (tie)
Crawford, James (Jim) W., Jr.	111	Holliman, L. Hugh	84	Pate, Louis M., Jr.	18	Womble, Larry W.	79 (tie)
Cunningham, W. Pete	112	Holloway, Bryan R.	53	Pierce, Garland E.	32 (tie)	Wray, Michael H.	6 (tie)
Current, William (Bill) A., Sr.	60 (tie)	Holmes, George M.	118	Rapp, Raymond (Ray) C.	25 (tie)	Wright, Thomas E.	100
Daughtridge, William (Bill) G.	48	Howard, Julia Craven	76 (tie)	Ray, Karen B.	78	Yongue, Douglas (Doug) Y.	32 (tie)
Daughtry, N. Leo	114	Hurley, Pat B.	42 (tie)	Ross, Deborah K.	49 (tie)		

The number is the Representative's ranking out of the 118 Representatives who were ranked.



North Carolina Center for Public Policy Research

Board of Directors

<i>Chair</i> Randy Fraser	Allen D. Feezor James Jones Sue Kozik
<i>Chair-Elect</i> Betsy Justus	Connie Majure-Rhett Karen McNeil-Miller Jean Preston
<i>Vice-Chair</i> Loleta Wood Foster	Fred Stang Gwynn Swinson Gregg Thompson
<i>Secretary</i> Marilyn Foote-Hudson	"B" Townes, IV
<i>Treasurer</i> John S. Willardson	<i>Executive Director</i> Ran Coble
Leslie Anderson Wanda Bryant Robert F. Burgin Astrid Chirinos Betty Craven Walter Dalton Natalie English Ken Eudy	<i>Center Staff</i> Tammy Bromley Laurita Ray Nancy Rose Sam Watts Mebane Rash Whitman

The North Carolina Center for Public Policy Research is an independent, nonprofit organization dedicated to the goals of a better informed public and a more effective, accountable, and responsive government. The Center identifies public policy issues facing North Carolina and enriches the dialogue among citizens, the media, and policymakers. Based on its research, the Center makes recommendations for improving the way government serves the people of this state. In all its efforts, the Center values reliable and objective research as a basis for analyzing public policy, independence from partisan bias and political ideology, the richness of the state's diverse population, and a belief in the importance of citizen involvement in public life.

The Center was formed in 1977 by a diverse group of private citizens for the purpose of gathering, analyzing, and disseminating information concerning North Carolina's institutions of government. It is a nonpartisan organization guided by a self-electing Board of Directors and has individual and corporate members across the state.

Center projects include the issuance of special reports on major policy questions; the publication of a journal called *North Carolina Insight*; joint productions of public affairs programs with WPTF-AM radio, the N.C. Radio News Network, and Time Warner Cable TV; and the regular participation of members of the staff and the Board in public affairs programs around the state. An attempt is made in the various projects undertaken by the Center to synthesize the thoroughness of scholarly research with the readability of good journalism. Each Center publication represents an effort to amplify conflicting ideas on the subject under study and to reach conclusions based on sound rationalization of these competing ideas.

Please mail this portion of the page with your check payable to the
North Carolina Center for Public Policy Research, P.O. Box 430, Raleigh, NC 27602,
FAX your order to (919) 832-2847 or order by email to tbromley@nccppr.org

**AMOUNT
ENCLOSED:**

I'd like to join the N.C. Center and receive the latest issue of *North Carolina Insight* magazine and "From the Center Out" newsletter. \$ _____

\$1,000 Corporate Patron \$500 Supporting Corporate \$250 Full-Service* \$100 Supporting Individual \$50 Organizational \$36 Individual
 * Receives all major reports and *Article II: A Guide to the N.C. Legislature*

I'd like to order the following Center publications:

_____ additional copies of <i>Rankings of Effectiveness, Attendance, and Roll Call Voting Participation for the 2007 N.C. General Assembly</i> (\$10.00 each)	\$ _____
_____ copies of <i>Article II: A Guide to the 2007-08 N.C. Legislature</i> , including a supplement with committee assignments (\$25.00 each)	\$ _____
_____ copies of forthcoming report, <i>Rankings of the Most Influential Lobbyists in the 2007 N.C. General Assembly</i> (\$10.00 each, to be released in August 2006)	\$ _____
_____ a set of all three publications (\$35.00 each set)	\$ _____
_____ copies of <i>North Carolina Insight</i> , Vol. 22, Nos. 2-3, <i>Education in North Carolina: Dropouts, Charter Schools, and Public Universities</i> (\$20.00 each)	\$ _____
_____ copies of <i>North Carolina Insight</i> , Vol. 22, No. 4/Vol 23, No. 1, <i>The Future of Community Colleges in N.C.</i> (Call for price)	\$ _____

These prices include tax, postage, and handling.

TOTAL ENCLOSED: \$ _____

Call 919-832-2839 for information on discounts for orders of 10 or more copies of one publication.

Please bill me

NAME _____ ORGANIZATION _____
 ADDRESS _____
 CITY _____ STATE _____ ZIP _____ PHONE _____

NORTH CAROLINA CENTER FOR
PUBLIC POLICY RESEARCH INC.
P.O. Box 430, Raleigh, North Carolina 27602
Tel: 919-832-2839 Fax: 919-832-2847
<http://www.nccppr.org>

