

TOXICOLOGY REPORT

Office of the Chief Medical Examiner
Chapel Hill, NC 27599-7580

Toxicology Folder: T200707141
Case Folder: F200708482
Date of Report: 12-oct-2007
Page: 1

DECEDENT: Jackie Thorpe Wiggins

Status of Report: Approved
Report Electronically Approved By: Diana Garside, PhD

* * *

=====

SPECIMENS received from MGF Gilliland on 05-sep-2007

S070016392: Tissue CONDITION: Decomposed
SOURCE: OBTAINED: 21-aug-2007

Benzoylcgonine ----- None Detected
10/12/2007

** Comments Concerning This Result **

Cocaine and metabolites analyses were performed by NMS Labs.
** End of Comments Concerning This Result **

Cocaethylene ----- None Detected
10/12/2007

Cocaine ----- None Detected
10/12/2007

Opiates ----- None Detected ELISA
10/12/2007

Organic Acids ----- None Detected
10/12/2007

Organic Bases ----- None Detected
10/12/2007

Organic Neutrals ----- None Detected
10/12/2007

070709 12:00

* * * E N D O F R E P O R T * * *



A2007 - 05560

DEC 27 2007

482

Brody School of Medicine at
East Carolina University
Division of Forensic Pathology

Greenville, NC 27858-4354
1-800-682-8188 (in NC)
(252) 744-4655

Report of Autopsy Examination

December 20, 2007

Autopsy Number: EC-07-0434

Decedent: Jackie Thorpe WIGGINS

Age: 35

Race: Black

Sex: Female

Authorized by: M.G.F. Gilliland, M.D., Medical Examiner

B
OCME
2/19/08
DATE

Received from: Edgecombe County

Date of Death: Approximately ~~May~~ 8, 2007

Date of Autopsy Examination: August 20, 2007 Time: 1030 Hours

Place of autopsy: Pitt County Memorial Hospital, Greenville, NC

Body identified by: Comparison of dental records obtained from Lt. G. M. Brady of the Edgecombe County Sheriff's Department on August 30, 2007, at 1145 hours.

Persons present at autopsy: Lisa Leone; Megan Perry, PhD; Shane Starr, MD; Lawrence Williams, MD

Pathological Diagnoses

1. Skeletonized and mummified remains with:
 - a. Recovery within a few meters of an abandoned, partially burnt house off of Seven Bridges Road in Edgecombe County;
 - b. Scattered remains recovered including all skeletal elements except 1st, 5th, and 6th cervical vertebra; four right carpals, one right metacarpal, and eight right hand phalanges;
 - c. Other than disruption, no evidence of carnivore or rodent tooth markings;
 - d. Scant, dried, mummified soft tissue with a nest of cockroaches; see also anthropology report.

- 2. No evidence of antemortem trauma.
- 3. Negative toxicology examination.

Cause of Death: Undetermined.

The facts stated herein are correct to the best of my knowledge and belief.

M.G.F. Gilliland

M.G.F. Gilliland, M.D., Forensic Pathologist

12/20/07

Date

Reviewed by

Joseph P. Pestaner, M.D., Forensic Pathologist

J.P. ^{Initial/Date} 12/20/07

External Description

Body condition: Skeletonized

Length: Estimated 65-71 inches tall, missing person 69 inches tall

Weight: Estimated 120-175 pounds, missing person 135 pounds

Body heat: Ambient temperature

Rigor: None, mummified skin present

Livor: Not identified

Hair: No head hair recovered. Focal pubic hair remains and is collected April 21, 2007, at 1430 hours.

Eyes: Sockets intact

Teeth: Natural and in fair repair with seven restorations and caries present

Facial hair: No skin remains

General appearance: Normally developed, normally nourished, consistent with stated age, of average build, with no significant abnormalities of head, trunk, extremities other than partial mummification and skeletonization which obscure most of these findings. No scars are identified.

Evidence of Injury

1. No acute injuries are identified.
2. No significant pre-existing injuries are identified.

Evidence of Medical Attention

None.

Additional Procedures

Radiographs: Anteroposterior radiographs of head, chest, and pelvis are obtained at Pitt County Memorial Hospital August 20, 2007. Bite-wing radiographs are obtained November 19, 2007, at the Family Medicine Center Dental Clinic of The Brody School of Medicine at East Carolina University and compared with radiographs of Jackie Thorpe including bite-wings made July 26, 1999, a panorex made July 26, 1999, and bite-wings made May 7, 2002. No evidence of exclusion was identified and positive comparison was made from teeth with universal numbers 3, 14, 15, 17, 19, 21, 30, 31, and 32 including the documented antemortem absence of teeth with universal numbers 31 and 32.

Microbiology: None.

Chemistry: Decomposed tissue is obtained on August 21, 2007, for toxicological examination at the Office of the Chief Medical Examiner.

Evidence: The following evidence is retained at the Brody School of Medicine at East Carolina University. The material will be retained for six months following completion of the autopsy report then discarded as biohazardous waste.

- a. Green panties;
- b. Two white socks;
- c. One white metal lipstick container;
- d. Two red plastic balls;
- e. "7-Up" bottle cap.

Personal Effects Disposition: Evidence as above.

Clothing on body: None.

Accompanying body:

1. Material from trash dump found near body includes:
 - a. Green panties;
 - b. Two white socks;
 - c. One white metal lipstick container;
 - d. Two red plastic balls;
 - e. "7-Up" bottle cap.
2. Cockroaches associated with pelvis and yellow mold, sweet gum balls;
3. A few maggots in a sock;
4. No jewelry.

Internal Examination

Body cavities: The body cavities are empty except for insects as previously noted.

Musculoskeletal system: No fractures of the axial or appendicular skeleton are identified. What remains of skeletal muscle and other tissue is mummified, but otherwise unremarkable.

Microscopic Examination

Not performed.

Organ Weights

None recovered.

Summary and Interpretation

A severely decomposed body with the skull and an arm separated from the remainder of the body was found near a trash dump by a man looking for antique bottles on August 17, 2007. The Edgecombe County Sheriff's Department was called and reported the death to the regional forensic pathologists at the Brody School of Medicine at East Carolina University. Assistance from the anthropologists at East Carolina University was requested by law enforcement. The team composed of Professor Megan Perry from the Anthropology Department and Lisa Leone from the Medical Examiner's Office went to the scene and recovered the remains. The remains were near the trash dump on Seven Bridges Road behind a house which had been regarded as a crack house which had burned down in June of 2006. After initial examination of the remains established an age, race, and sex, it was found that no Edgecombe County missing persons matched the skeleton's description. A law enforcement "Be On the Lookout" was sent out in an 100-mile radius to surrounding law enforcement agencies. Rocky Mount reported two missing persons approximately matching the skeleton's description. One of the two was excluded by review of dental records showing that the skeleton had many teeth which had been missing from the missing person for many years. The other missing person's dental records produced no exclusions and restorations corresponding to those seen in the skeleton. Additional dental radiographs are being obtained.


Examination of the skeletal remains fail to identify any evidence of injury. The toxicologic examination did not identify any drugs or alcohol in the tissue remaining. The additional dental records allowed positive identification of the remains as those of Jackie Thorpe Wiggins, also known as "Nikki". The missing person was last seen alive May 8, 2007, at noon. The missing person's mother reported her missing on May 22, 2007. The estimated date of death is given as May 8, 2007, because the range of postmortem interval was between February 6 and June 7, 2007, and could not be better distinguished. As noted above, the house behind which the body was found burned in June

2007. It could not be determined whether the decedent was alive at that time or not. The deceased was known to have used crack cocaine and not infrequently would disappear for 3-4 weeks at a time but had always recontacted her family in the past. The cause and manner of death are left undetermined.

Summary of Sections

None.

Lss/MGFG/entire dictation/12.20.07



12007-07672

NORTH CAROLINA DEPARTMENT OF HEALTH AND HUMAN SERVICES

OFFICE OF THE CHIEF MEDICAL EXAMINER

Chapel Hill, North Carolina 27599-7580

EC, Card 8/27/07 lss
OCME 9/10/07 lss

EC-07-00434

Skeletal remains

SKELETON TRASH

REPORT OF INVESTIGATION BY MEDICAL EXAMINER

unidentified from trash Dump in Edgecombe Co

OCME USE ONLY

Case number
SEP 14 2007

Date received
 Res NR

DECEDENT: JACKIE THORPE WIGGINS
 First Middle Last Suffix

RESIDENCE: _____
 Number and Street City, State County

AGE: 30-45 SEX: Male Female Unknown

RACE: Black Native American Oriental White Unknown

HISPANIC ORIGIN: Yes No Unknown

INFORMATION ABOUT OCCURRENCE

	DATE	TIME	ADDRESS OR FACILITY	COUNTY
ONSET OF INJURY OR ILLNESS	<u>estimate Feb '06</u>	<u>Jun '07</u>	<u>Found at Seven Bridges Rd</u>	<u>Edgecombe</u>
DEATH	↓	↓	↓	↓
VIEW OF BODY	<u>08/20/07</u>	<u>1030</u>	<input type="checkbox"/> Scene of death <input checked="" type="checkbox"/> Hospital <input type="checkbox"/> Funeral home <input type="checkbox"/> Other _____ <input type="checkbox"/> Not viewed	
M.E. NOTIFIED	<u>08/17/07</u>	<u>1330</u>	LAW ENFORCEMENT AGENCY: <u>Edgecombe Co SPD</u> OFFICER: <u>Det Brady</u> TELEPHONE: <u>252-641-7918</u>	
LAST KNOWN TO BE ALIVE	<u>-</u>	<u>-</u>	Death occurred while in custody: <input type="checkbox"/> Yes <input checked="" type="checkbox"/> No <input type="checkbox"/> Unknown	

AUTOPSY: None M.E. Authorized Non-M.E. Autopsy facility: _____
 BLOOD SAMPLE: Mailed Obtained by pathologist Reason not obtained: partially skeletonized
 IF CLINICAL ALCOHOL DONE, RESULT: _____ By whom: _____

PROBABLE CAUSE OF DEATH: Pending

1. _____
DUE TO

2. _____
DUE TO

3. _____
DUE TO

4. _____
DUE TO

OCME REVIEW

1. Undetermined
DUE TO

2. _____
DUE TO

3. _____
DUE TO

4. _____
DUE TO

SDC
 None
 AL
 Dictated
 COG

CONTRIBUTING CONDITIONS
 Natural Accident Homicide Suicide Undetermined

Reviewer: _____ Date: 2/3/08
 Information in this block supersedes that contained in space at left.

CONTRIBUTING CONDITIONS
 MANNER OF DEATH:
 Natural Accident Homicide Suicide Pending

I hereby certify that after receiving notice of the death described herein I took charge of the body and made inquiries regarding the cause of death in accordance with Article 16 of Chapter 130A of the N.C. General Statutes and the information contained herein regarding such death is true and correct to the best of my knowledge and belief.

Miss Gilliland
Signature of Medical Examiner

09/04/07
Date

Edgecombe
County of Appointment

MEDICAL HISTORY

- Alcoholism, Diabetes, IV drug abuse, Ischemic heart disease, Smoking, Seizure disorder, Cancer, Hypertension, Depression, HIV/AIDS, Other, Attending Physician, City

MEANS OF DEATH

- VEHICLE: Type of vehicle associated with this decedent: Passenger car, Pickup truck, Truck--more than 2 axles, Motorcycle, Bicycle, Farm vehicle, ATV, Moped, Other, Position: Driver, Passenger, Pedestrian, Unknown, Devices: Seat restraints, Air bag, Helmet, Child restraint, None, Unknown, Number of vehicles involved, GUN: Rifle--Caliber, Handgun--Caliber, Shotgun--Gauge, Other, INSTRUMENT: Blunt, Sharp, Description, TOXIC AGENT(S) SUSPECTED: Alcohol, Others, DROWNING: Pond, Lake or river, Ocean, Pool, Bathtub, Other, Life preserver: Yes, No, Unknown, Able to swim: Yes, No, Unknown, Activity, FIRE: Suspected cause, Smoke detector: Yes, No, Unknown, FALL: From, to, Approximate distance, feet

ACTIVITY OF DECEDENT AND PREMISES

FATAL INJURY OR ILLNESS: Activity unknown, Type of place, Specific location trash dump

Fatal injury or illness occurred on a job: Yes, No, Unknown, If yes, was employment: Primary job, Secondary, Volunteer work, Unknown, Name of this employing firm or agency, Type of business or industry, Decedent's occupation

DEATH: Type of place unknown, Specific location

Examples:

Activity: Running, lifting hay bales, eating, typing letter, driving commercial truck, sleeping, bathing, watching television, fighting, etc. Type of place: House, apartment, trailer, school, jail, bar or tavern, hotel, restaurant, store, street, hospital, farm, highway, factory, etc. Specific location: Bathroom, assembly line, kitchen, front yard, office, parking lot, emergency room, roadside, ambulance, car, etc. On a job: Any activity that is income generating regardless of age of decedent including farming or part time work; also include non-income generating volunteer or charity work.

DESCRIPTION OF BODY

- CONDITION: Intact, Decomposition, Skeletonized, Embalmed, Charred, Prolonged immersion, Exhumed, RIGOR: None, 1+, 2+, 3+, LIVOR: None, Anterior, Posterior, Lateral, HEIGHT: 65-71 inches, Estimate, WEIGHT: 120-170 pounds, Estimate, BODY TEMPERATURE: Warm, Cool, Cold, HAIR: Color NA, Beard, Mustache, EYES: Color NA, Abnormalities, TEETH: Upper, Lower, Natural, Dentures, Abnormalities, CLOTHING: Not clothed

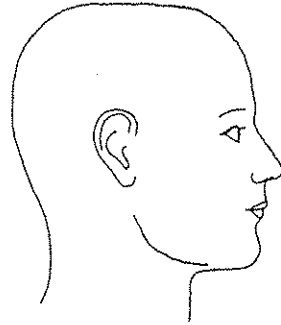
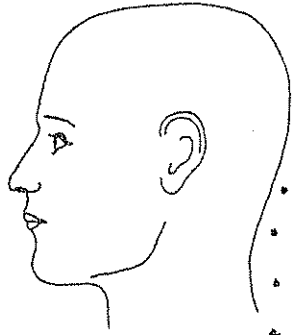
BODY DIAGRAMS

Sutures - at lambda

EC-07-00434

A

SKELETON TRASH



- Jaw
- C2-4
- Both Scapulae, (L) with tendons
- Both scapula clavicles
- Skull
 - complete except styloids broken
 - no injuries
 - fused endocranial sutures*
 - restorations
- (L) arm, forearm, hand

Clinique
07
Plum
Raisin
made in
Belgium
London
with moist
lipstick

T



(R) arm at (L) side
attached by
strand of soft tissue
light tan
to dark
brown.
mummified
skin with obvious
nipple

dark
brown to
black
skin
on
(L)
palm

- Foreign:
- Sweet gum balls
 - white caps w/

Femur

Tibia

Fibula

(2) dark
socks at
lower legs
with roots in knit
and white maggots
in leather sock

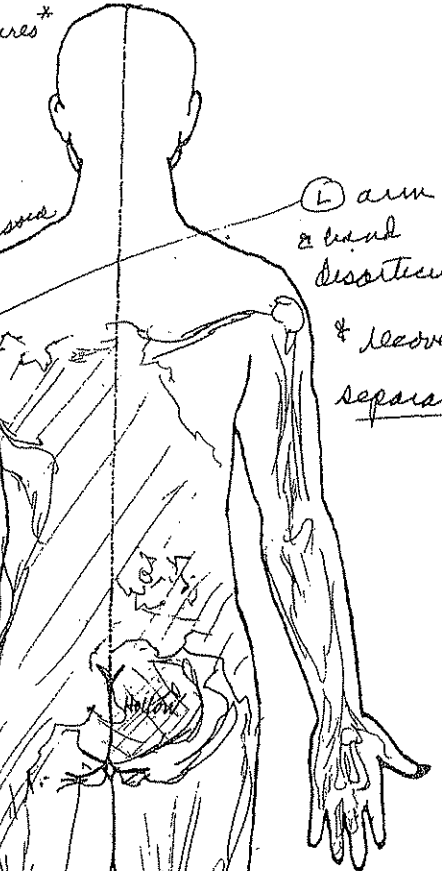
(L) arm
& hand
disarticulated
* removed
separately

Femur
Tendinous
attachment
remains at
kne

Jones
named

yellow
mold
on (R) ribs anteriorly
& lumbar
vertebrae

Pubic hair
remain,
collected
1430
08/21/07



NARRATIVE SUMMARY OF CIRCUMSTANCES SURROUNDING DEATH

EC-07-0434

Edgecombe County SKELETON TRASH DUMP

A severely decomposed body with the skull and an arm separated from the remainder of the body was found near a trash dump by a man looking for antique bottles on August 17, 2007. The Edgecombe County Sheriff's Department was called and reported the death to the regional forensic pathologists at the Brody School of Medicine at East Carolina University. Assistance from the anthropologists at East Carolina University was requested by law enforcement. The team composed of Professor Megan Perry from the Anthropology Department and Lisa Leone from the Medical Examiner's Office went to the scene and recovered the remains. The remains were near the trash dump on Seven Bridges Road behind a house which had been regarded as a crack house which had burned down in June of 2006. After initial examination of the remains established an age, race, and sex, it was found that no Edgecombe County missing persons matched the skeleton's description. A law enforcement "Be On the Lookout" was sent out in an 100-mile radius to surrounding law enforcement agencies. Rocky Mount reported two missing persons approximately matching the skeleton's description. One of the two was excluded by review of dental records showing that the skeleton had many teeth which had been missing from the missing person for many years. The other missing person's dental records produced no exclusions and restorations corresponding to those seen in the skeleton. Additional dental radiographs are being obtained.

MGFG

MB
09/05/07