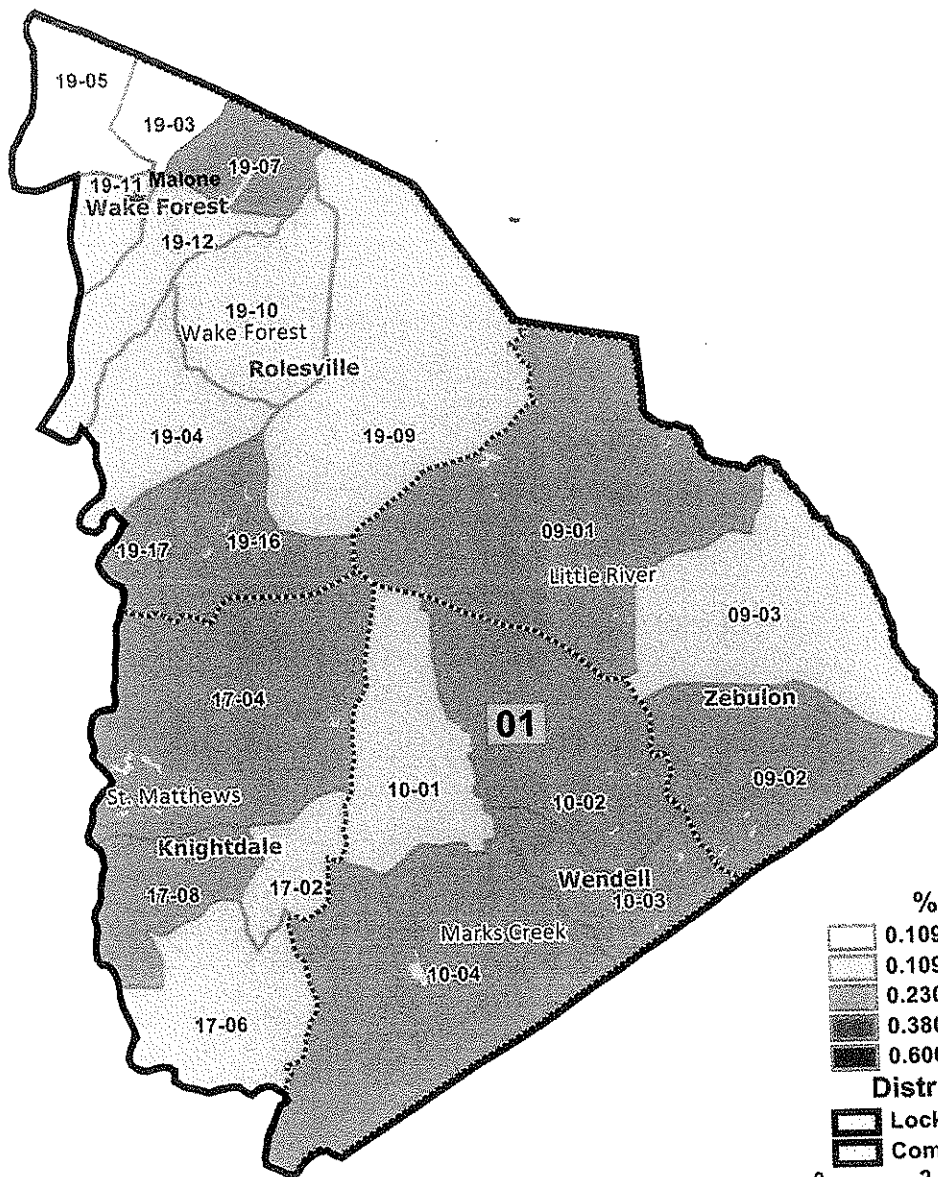
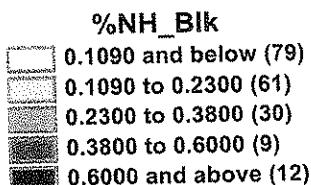


Current

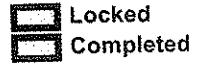
District: 01



Field	Value
District	01
Population	111884
Deviation	11,774
% Deviation	11.76%
Hispanic Origin	12221
% Hispanic Origin	10.92%
NH_Wht	68807
% NH_Wht	61.5%
NH_Bik	26147
% NH_Bik	23.37%
18+_Pop	79050
% 18+_Pop	70.65%
H18+_Pop	7318
% H18+_Pop	9.26%
NH18+_Wht	51035
% NH18+_Wht	64.56%
NH18+_Bik	17982
% NH18+_Bik	22.75%
RegVoters	69548
% RegVoters	87.98%
BallotsCast	33729
% BallotsCast	48.5%

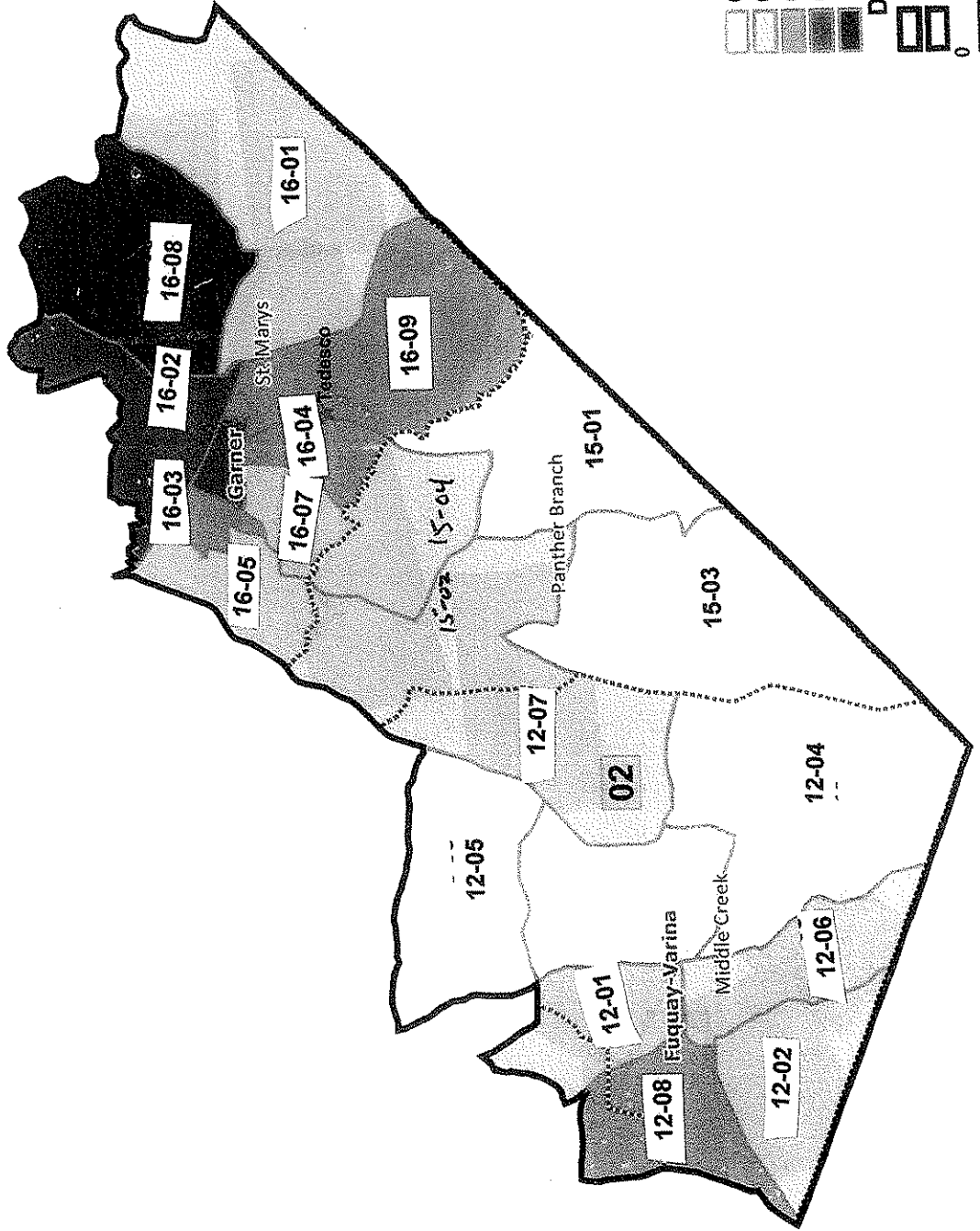


District Status: 1

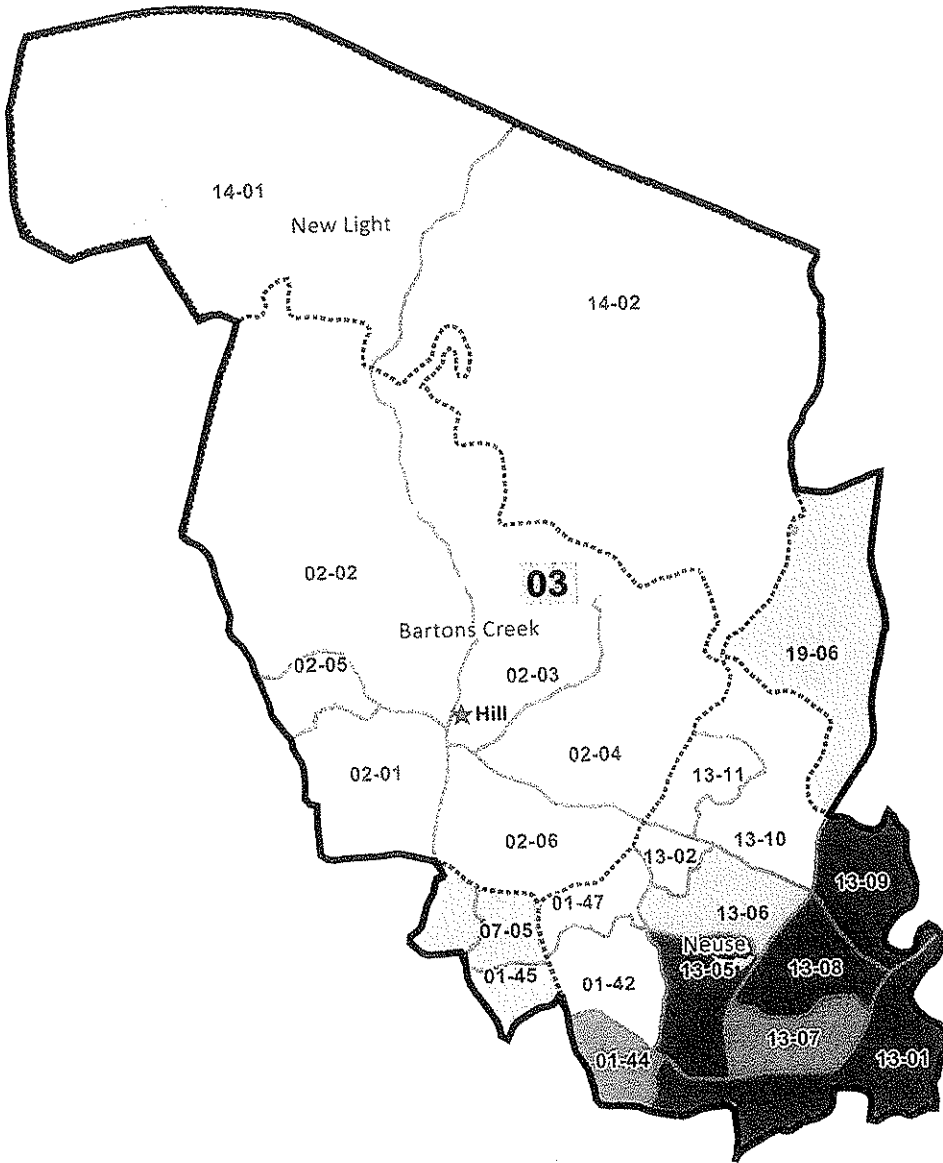


# District: 02


Field	Value
District	02
Population	115915
Deviation	15.805
% Deviation	15.79%
Hispanic Origin	13043
% Hispanic Origin	11.25%
NH_Whit	71596
% NH_Whit	61.77%
NH_Blak	27064
% NH_Blak	23.35%
18+_Pop	83133
% 18+_Pop	71.72%
H18+_Pop	7707
% H18+_Pop	9.27%
NH18+_Whit	54265
% NH18+_Whit	65.27%
NH18+_Blak	18775
% NH18+_Blak	22.58%
RegVoters	73129
% RegVoters	87.37%
BallotsCast	36308
% BallotsCast	49.65%
Marshall	15849
% Marshall	44.33%
Burr	19147
% Burr	53.56%
SenTotal	35749
% SenTotal	98.46%



# District: 03


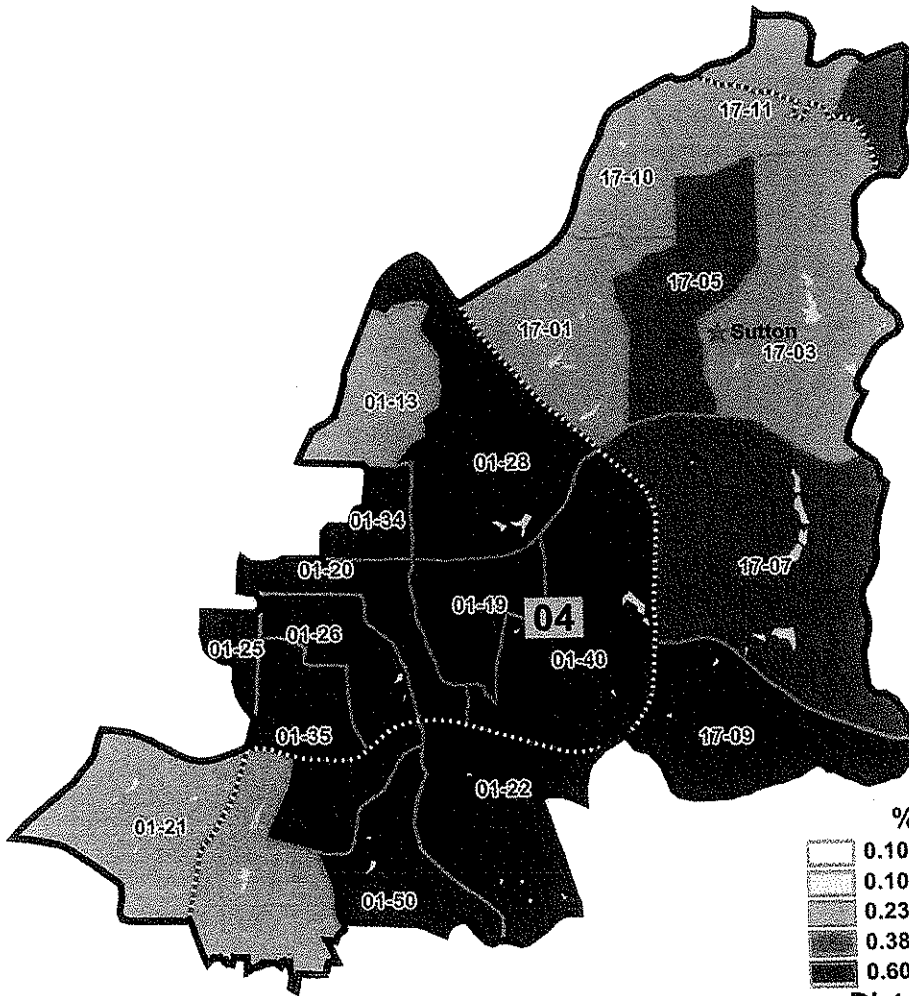


Field	Value
District	03
Population	106036
Deviation	5,926
% Deviation	5.92%
Hispanic Origin	9744
% Hispanic Origin	9.19%
NH_Wht	70289
% NH_Wht	66.29%
NH_BlK	19259
% NH_BlK	18.16%
18+_Pop	76155
% 18+_Pop	71.82%
H18+_Pop	6168
% H18+_Pop	8.1%
NH18+_Wht	52295
% NH18+_Wht	68.67%
NH18+_BlK	13369
% NH18+_BlK	17.55%
RegVoters	70768
% RegVoters	92.93%
BallotsCast	36190
% BallotsCast	51.14%




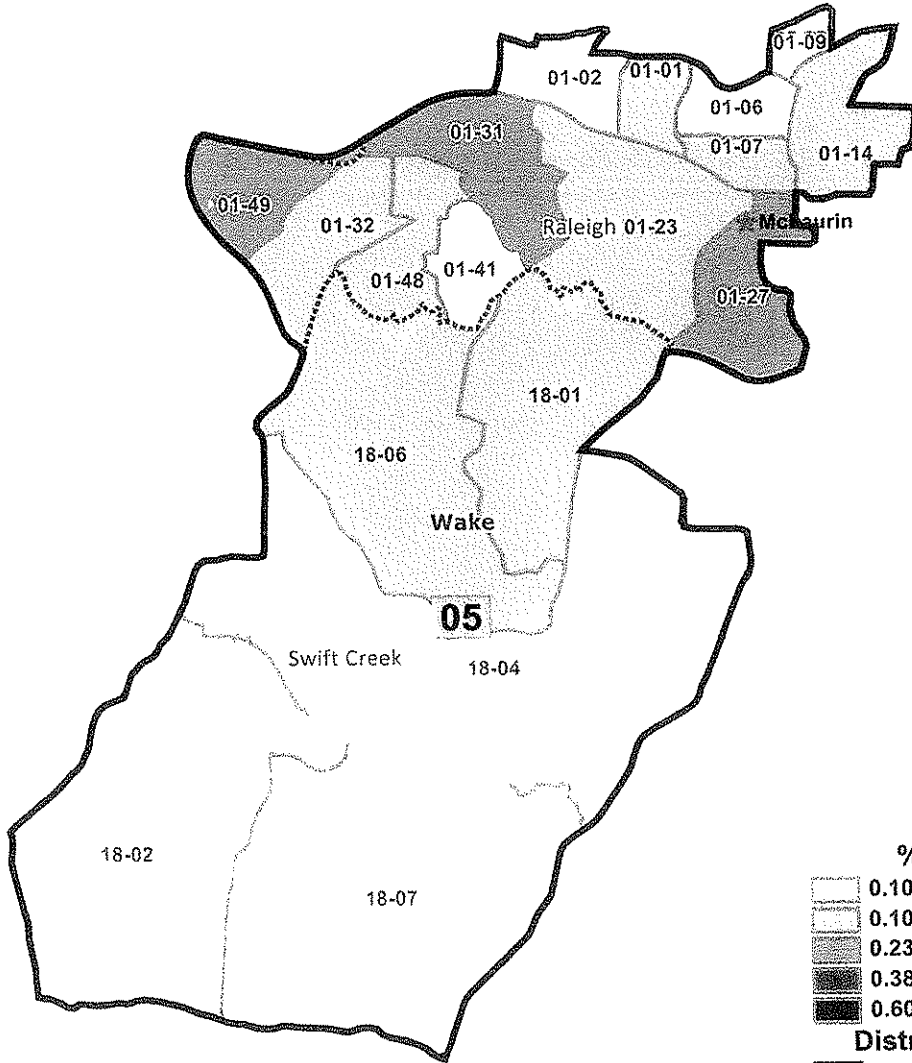
# District: 04

Field	Value
District	04
Population	96953
Deviation	-3,157
% Deviation	-3.15%
Hispanic Origin	15828
% Hispanic Origin	16.33%
NH_Wht	22928
% NH_Wht	23.65%
NH_Blkc	53369
% NH_Blkc	55.05%
18+_Pop	70375
% 18+_Pop	72.59%
H18+_Pop	9541
% H18+_Pop	13.56%
NH18+_Wht	19297
% NH18+_Wht	27.42%
NH18+_Blkc	38368
% NH18+_Blkc	54.52%
RegVoters	57551
% RegVoters	81.78%
BallotsCast	24510
% BallotsCast	42.59%



# District: 05

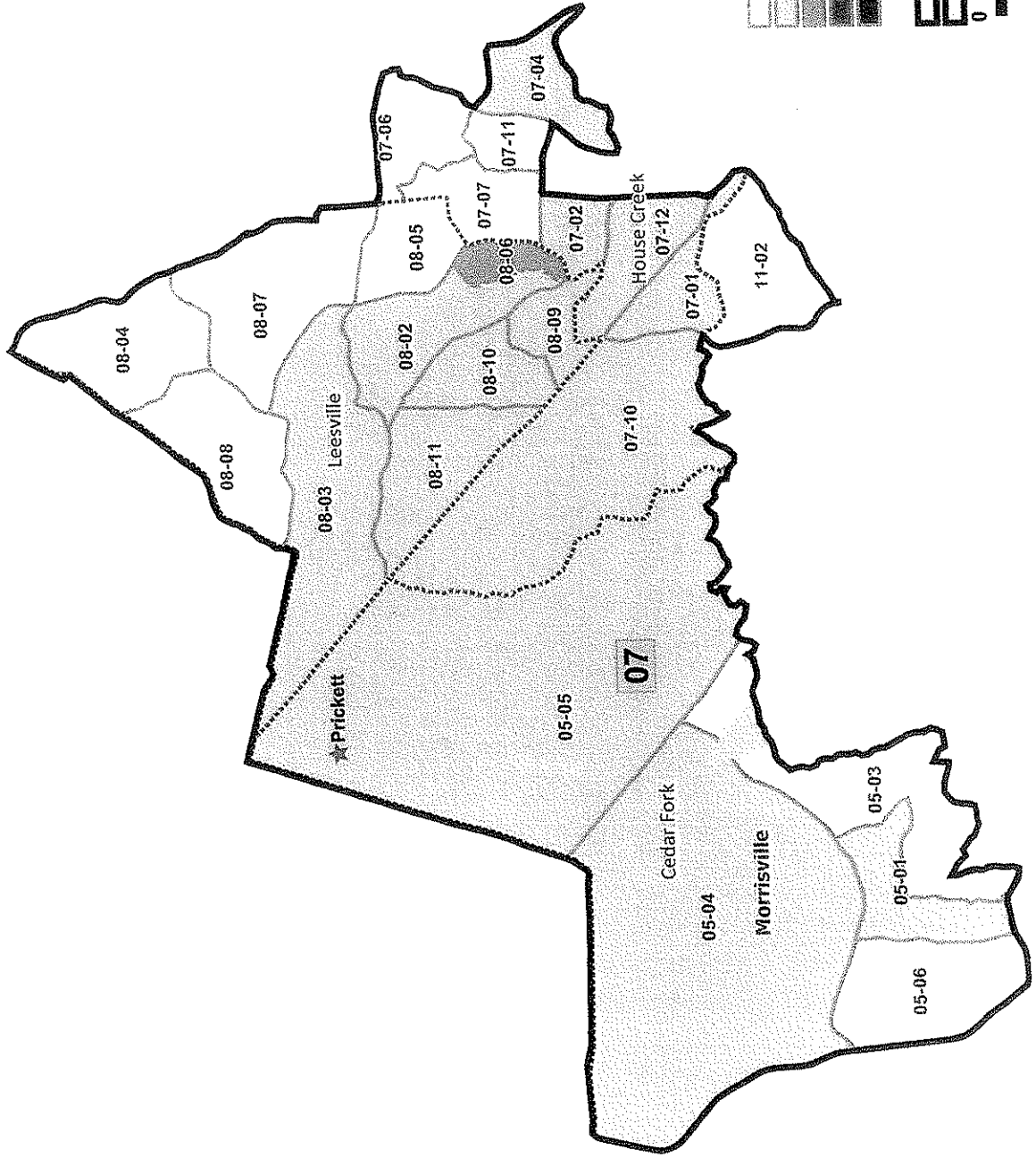
Field	Value
District	05
Population	87055
Deviation	-13,055
% Deviation	-13.04%
Hispanic Origin	6611
% Hispanic Origin	7.59%
NH_Whit	59755
% NH_Whit	68.64%
NH_Black	13425
% NH_Black	15.42%
18+_Pop	74265
% 18+_Pop	85.31%
H18+_Pop	4549
% H18+_Pop	6.13%
NH18+_Whit	52823
% NH18+_Whit	71.13%
NH18+_Black	10855
% NH18+_Black	14.62%
RegVoters	54457
% RegVoters	73.33%
BallotsCast	21694
% BallotsCast	39.84%



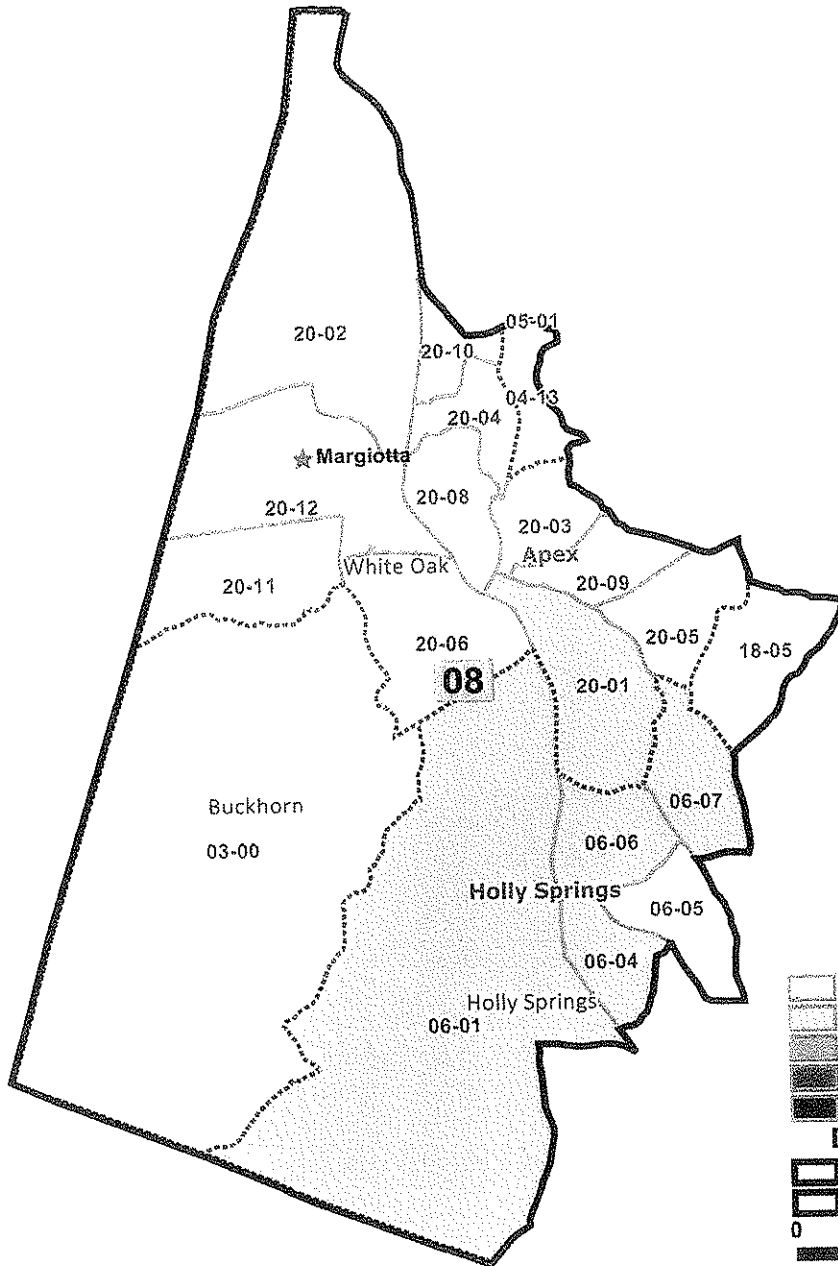


# District: 07


Field	Value
District	07
Population	119849
Deviation	19,739
% Deviation	18.72%
Hispanic Origin	7197
% Hispanic Origin	6.01%
NH_Wht	81549
% NH_Wht	68.04%
NH_Blk	15079
% NH_Blk	12.58%
18+_Pop	91703
% 18+_Pop	76.52%
H18+_Pop	4909
% H18+_Pop	5.35%
NH18+_Wht	64731
% NH18+_Wht	70.59%
NH18+_Blk	11294
% NH18+_Blk	12.32%
RegVoters	83000
% RegVoters	90.51%
BallotsCast	39136
% BallotsCast	47.15%



# District: 08



Field	Value
District	08
Population	118908
Deviation	18,798
% Deviation	18.78%
Hispanic Origin	6932
% Hispanic Origin	5.83%
NH_Wht	86768
% NH_Wht	72.97%
NH_BlK	10230
% NH_BlK	8.6%
18+_Pop	80135
% 18+_Pop	67.39%
H18+_Pop	4120
% H18+_Pop	5.14%
NH18+_Wht	59667
% NH18+_Wht	74.46%
NH18+_BlK	7210
% NH18+_BlK	9%
RegVoters	75149
% RegVoters	93.78%
BallotsCast	36457
% BallotsCast	48.51%





# District: 09

Field	Value
District	09
Population	72483
Deviation	-27.627
% Deviation	-27.6%
Hispanic Origin	7850
% Hispanic Origin	10.83%
NH_Wht	50758
% NH_Wht	70.03%
NH_BlK	6860
% NH_BlK	9.46%
18+_Pop	55394
% 18+_Pop	76.42%
H18+_Pop	5094
% H18+_Pop	9.2%
NH18+_Wht	40491
% NH18+_Wht	73.1%
NH18+_BlK	4939
% NH18+_BlK	8.92%
RegVoters	51919
% RegVoters	93.73%
BallotsCast	25096
% BallotsCast	48.34%

